

MTSW-126-09-L-S-430-RA

MTSW-203-11-T-T-740

MTSW-110-27-G-D-990

MTSW-112-12-G-Q-730-RA

MTSW-125-07-T-S-100

PLATING OPTION

-L

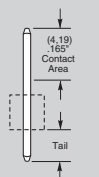
= 10μ" (0,25μm) Gold on post,
Matte Tin on tail

-G

= 10μ" (0,25μm) Gold on post,
Gold flash on balance

-T

= Matte Tin



Note: Other Gold plating options available.
Contact Samtec.

ROW
OPTION

-S

= Single

-D

= Double

-T

= Triple

-Q

= Double Row
.200" (5,08mm)
row spacePOST
HEIGHTOTHER
OPTIONPOLARIZED
OPTION

-“XXX”

= Polarized
(Specify ‘XXX’ as
position number)

-RA or -RE = Right Angle

-LL

= Locking Lead
(N/A with -RE
N/A in single row 1 or 2
positions. Available on
tails from (2,29) .090" to
(10,16) .400" only)

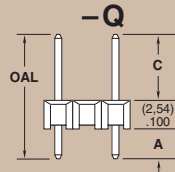
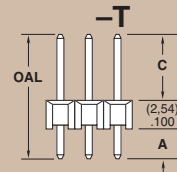
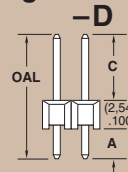
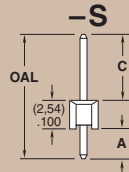
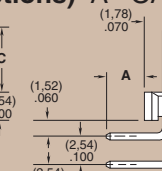
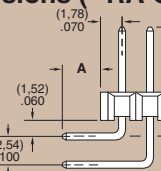
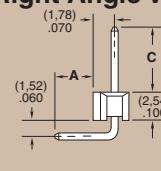
Two leads per strip
crimped in opposite
directions on or near
centerline. See TSW
for availability.

-LA = -RA Option with -LL Option
(Maximum “C” = (13,46) .530)

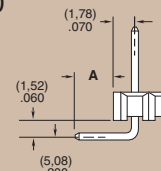
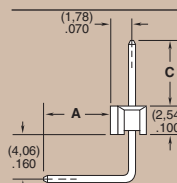
-“XXXX” = “C” Dimension (Specify post height in INCHES - .005" (0,13mm) increments)

LEAD STYLE	FOR A = (2,29) .090			
	OAL	C MAXIMUM STRAIGHT	C MAXIMUM w/RA	C MAXIMUM w/RE
-06	(7,62) .300	(2,79) .110	N/A	N/A
-07	(10,92) .430	(6,10) .240	(3,30) .130	N/A
-08	(13,46) .530	(8,64) .340	(5,84) .230	(3,30) .130
-09	(18,54) .730	(13,72) .540	(10,92) .430	(8,38) .330
-10	(21,08) .830	(16,26) .640	(13,46) .530	(10,92) .430
-11	(23,62) .930	(18,80) .740	(16,00) .630	(13,46) .530
-12	(26,16) 1.030	(21,34) .840	(18,54) .730	(16,00) .630
* -13	(31,24) 1.230	(26,42) 1.040	(23,62) .930	(21,08) .830
* -21	(36,32) 1.430	(31,50) 1.240	(28,70) 1.130	(26,16) 1.030
-22	(16,00) .630	(11,18) .440	(8,38) .330	(5,84) .230
* -23	(11,30) .445	(6,48) .255	(3,68) .145	N/A
* -24	(12,19) .480	(7,37) .290	(4,57) .180	N/A
* -27	(33,78) 1.330	(28,96) 1.140	(26,16) 1.030	(23,62) .930
* -28	(28,70) 1.130	(23,88) .940	(21,08) .830	(18,54) .730

* Styles -21, -23, -24, -27
not available with -D Right Angle
Styles -13, -21, -23, -24, -27, -28
not available with -T or -Q Right Angle

Straight Pin Versions A=OAL-C-^(2,54)_{.100}Right Angle Versions (-RA Options) A=OAL-C-^(5,33)_{.210}

Styles -21, -23, -24, -27 N/A with -D
Styles -13, -21, -23, -24, -27, -28 N/A with -T or -Q

Right Angle Versions
(-RE Options) Single Row OnlyA=OAL-C-^(7,87)_{.310}

Due to technical progress, all designs, specifications and components are subject to change without notice.

WWW.SAMTEC.COM

SAMTEC USA • Tel: 1-800-SAMTEC-9 or 812-944-6733 SAMTEC SILICON VALLEY • Tel: 408-395-5900 SAMTEC SOUTHERN CALIFORNIA • Tel: 1-800-726-8329
SAMTEC AMERICA LATINA COMERCIO EXTERIOR LTDA • Tel: (+55 31) 3786 3227 SAMTEC UNITED KINGDOM • Tel: 44 01236 739292 SAMTEC GERMANY • Tel: +49 (0) 89 / 89460-0
SAMTEC FRANCE • Tel: 33 01 60 95 06 60 SAMTEC ITALY • Tel: 39 039 6890337 SAMTEC NORDIC/BALTIC • Tel: +46-84477280 SAMTEC BENELUX • Tel: 44 01236 739292 SAMTEC ISRAEL • Tel: 972-3-7526600
SAMTEC INDIA • Tel: +91-80-3272 1612 SAMTEC ASIA PACIFIC • Tel: 65 6745-5955 SAMTEC JAPAN • Tel: 045-475-1385 SAMTEC CHINA • Tel: 86-21-61103766 SAMTEC TAIWAN • Tel: 886-2-2735-6109
SAMTEC HONG KONG • Tel: 852-26904858 SAMTEC KOREA • Tel: 82-31-717-5685 SAMTEC ANZ • Tel: 613 9512 7747 SAMTEC SOUTH AFRICA • Tel: 27 11 452 8112