
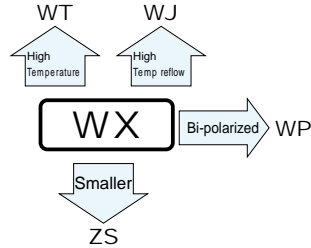


WX 5.5mmL Chip Type
series



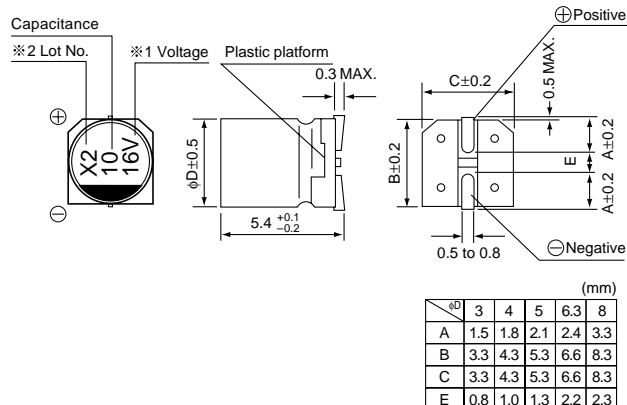
- Chip type with 5.5mm height.
- Designed for surface mounting on high density PC board.
- Applicable to automatic mounting machine using carrier tape.
- Load life of 2000 hours at 85°C.
- Adapted to the RoHS directive (2002/95/EC).



Specifications

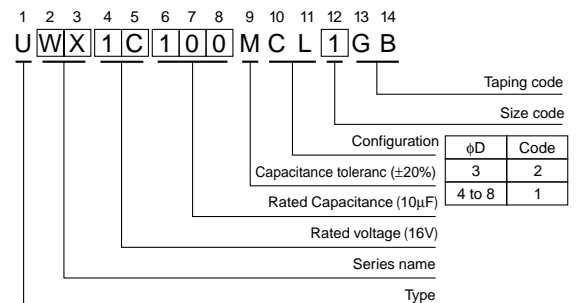
Item	Performance Characteristics															
Category Temperature Range	-40 to +85°C															
Rated Voltage Range	4 to 50V															
Rated Capacitance Range	0.1 to 330μF															
Capacitance Tolerance	±20% at 120Hz, 20°C															
Leakage Current	After 2 minutes' application of rated voltage, leakage current is not more than 0.01CV or 3 (μA) ,whichever is greater.															
Tangent of loss angle (tan δ)	Measurement frequency : 120Hz, Temperature : 20°C															
	Rated voltage (V)	4	6.3	10	16	25	35	50								
	tan δ (MAX.)	0.35 (0.40)	0.26 (0.30)	0.20 (0.24)	0.16 (0.19)	0.14 (0.16)	0.12 (0.14)	0.12 (0.14)								
Values in () applicable to WR, φ3 case size.																
Stability at Low Temperature	Measurement frequency : 120Hz															
	Rated voltage (V)		4	6.3	10	16	25	35	50							
	Impedance ratio ZT / Z20 (MAX.)	Z-25°C / Z+20°C	7	4	3	2	2	2	2							
		Z-40°C / Z+20°C	15	8	8	4	4	3	3							
Endurance	The specifications listed at right shall be met when the capacitors are restored to 20°C after the rated voltage is applied for 2000 hours at 85°C.															
									Capacitance change		Within ±20% of initial value (Within ±25% for 4 V and φ3,WR series units)					
									tan δ		200% or less of initial specified value					
			Leakage Current						Less than or equal to the initial specified value							
Shelf Life	After storing the capacitors under no load at 85°C for 1000 hours, and after performing voltage treatment based on JIS C 5101-4 clause 4.1 at 20°C, they will meet the specified value for endurance characteristics listed above.															
Resistance to soldering heat	The capacitors shall be kept on the hot plate maintained at 250°C for 30 seconds. After removing from the hot plate, the capacitors meet the characteristic requirements listed at right when they are restored to 20°C .															
									Capacitance change		Within ±10% of initial value					
									tan δ		Less than or equal to the initial specified value					
			Leakage current						Less than or equal to the initial specified value							
Marking	Black print on the case top.															

Chip Type



- ※ 1. Voltage mark for 6.3V is 「6V」.
In case of marking for φ3 units, "V" for rated voltage is omitted.
- ※ 2. In case of marking for φ3 units, Lot No.is expressed by a digit (month code).

Type numbering system (Example : 16V 10μF)



- In the case of size φ3 in (), parentheses, use WX in the 2nd and 3rd digit and put a 2 in the 12th digit of type numbering system.

■Dimensions

V		4		6.3		10		16		25		35		50	
Cap. (μF)	Code	0G		0J		1A		1C		1E		1V		1H	
0.1	0R1													4 (3)	1.0
0.22	R22													4 (3)	2.0
0.33	R33													4 (3)	2.8
0.47	R47													4 (3)	4.0
1	010													4 (3)	8.4 (8.0)
2.2	2R2											3	8.4	4 (3)	13 (10)
3.3	3R3											3	10	4	17
4.7	4R7									4 (3)	16 (12)	4	18	● 5	20 (18)
10	100							4 (3)	23 (18)	● 5	27 (24)	● 5	29 (24)	○ 6.3	33 (30)
22	220	3	19	4 (3)	28 (21)	● 5	33 (30)	● 5	37 (30)	○ 6.3	42 (38)	○ 6.3	46 (39)	□ 8	52 (43)
33	330	4	28	● 5	37 (34)	● 5	41 (34)	○ 6.3	49 (44)	○ 6.3	52 (46)	□ 8	62 (53)	8	71
47	470	4	33	● 5	45 (40)	○ 6.3	52 (47)	○ 6.3	58 (52)	□ 8	70 (60)	8	80		
56	560	5	42	○ 6.3	52 (46)	○ 6.3	57 (50)	○ 6.3	63 (57)	□ 8	76 (65)				
100	101	5	56	○ 6.3	70 (47)	○ 6.3	76 (54)	6.3	86	8	110				
150	151	6.3	79	6.3	71	□ 8	111 (76)								
220	221	6.3	96	□ 8	110 (74)	8	135								
330	331	8	145	8	170									Case size φ D (mm)	Rated ripple

() is also available with φ3mm upon request.

Rated Ripple (mArms) at 85°C 120Hz

● In the case of size φ3 in (), parentheses, use WX at 2nd and 3rd digit and put [2] at the 12th digit of type numbering system.

() = φ3 units and WR Series

Size φ4 is available for capacitors marked. " ● "

Size φ5 is available for capacitors marked. " ○ "

Size φ6.3 is available for capacitors marked. " □ "

In such a case, [WR] will be put at 2nd and 3rd digit of type numbering system.

●Frequency coefficient of rated ripple current

Frequency	50 Hz	120 Hz	300 Hz	1 kHz	10 kHz or more
Coefficient	0.70	1.00	1.17	1.36	1.50

- Taping specifications are given in page 23.
- Recommended land size, soldering by reflow are given in page 18, 19.
- Please select UR(p.86), UG(p.91) series if high C/V products are required.
- Please refer to page 3 for the minimum order quantity.