

LAND ROVER DEFENDER



ABOVE & BEYOND

DEFENDER



ENTER

scroll or swipe to interact



ABOVE & BEYOND

Ever since the first Land Rover vehicle was conceived in 1947, we have built vehicles that challenge what is possible. These in turn have challenged their owners to explore new territories and conquer difficult terrains. Our vehicles epitomise our brand. Vehicles with exemplary design credentials and engineering capabilities. Which is how we continue to break new ground, defy conventions and encourage each other to go further. Land Rover truly enables you to make more of your world, to go above and beyond.



DESIGN

ACCESSORY PACKS

CAPABILITY

PRACTICALITY

TECHNOLOGY

PERSONALISATION

DESIGNED. LIKE NO OTHER

How do you redefine an icon? Push harder. Dig deeper. You go above and beyond. You capture its very essence. Then you reimagine it. You design, engineer and build it without compromise. Until you’ve created a vehicle that’s absolutely of the moment. One that’s visually compelling, with a go-anywhere-do-anything attitude and toughness at its very core. Capable of great things, this is Land Rover Defender. It couldn’t be anything else.



Off-road sequences on dedicated land with full permissions. Challenging off-road driving requires full training and experience. Risk of injury and damage. Never drive beyond your abilities. Always check route, surface, base and exit before entering frozen terrain.

Vehicle shown is Defender 90 HSE in Pangea Green with optional Satin Protective Film and optional features fitted.

Vehicles shown throughout are from the Land Rover global range. Specifications, optional features and their availability may differ by vehicle specification (model and powertrain), or require the installation of other features in order to be fitted. Please contact your local Retailer for more details, or configure your vehicle online. All in-car features should be used by drivers only when safe.



DESIGN

ACCESSORY PACKS

CAPABILITY

PRACTICALITY

TECHNOLOGY

PERSONALISATION

Everything about Defender exudes quiet confidence; from its purposeful stance to its reductive, sophisticated surfaces, its integrity is beyond reproach. Both highly desirable and seriously capable. Tough, durable and highly functional, Defender’s interior bears testimony to the vehicle’s spirit of adventure. Structural elements are made of robust materials. Intuitive technologies – like those you’re more likely to find on a smartphone – deliver a connected, engaged drive without taking anything away from the vehicle’s ambience. Added to which, everything has been designed with practicality in mind. With a cabin walk-through¹, an optional front jump seat¹² or centre console¹², the space can be configured any number of ways. Including yours.



¹Model dependent. ²Linked feature.
All in-car features should be used by drivers only when safe for them to do so.
Drivers must ensure they are in full control of the vehicle at all times.



DESIGN

ACCESSORY PACKS

CAPABILITY

PRACTICALITY

TECHNOLOGY

PERSONALISATION

PURPOSEFUL DESIGN. ENDLESS POSSIBILITIES

Defender is our most capable Land Rover yet. You can opt for either a 90 or 110 body design together with a choice from three levels of finish; S, SE and HSE. The differences include their individual wheels – size and style – interior trim and levels of technology. Both body designs are available with five or six seats¹, with 110 offering the option of a third row with 5 + 2 seats².

Select from Defender, Defender X-Dynamic, Defender XS Edition, Defender X, Defender V8, Defender V8 Carpathian Edition and Defender Hard Top – and four Accessory Packs, each with a distinctive character. It all adds up to the greatest possible levels of personalisation.

 BUILD YOUR OWN

¹Linked feature. Model dependent. ²Only available as part of a pack. Model dependent.
Vehicles shown are Defender 90 HSE and Defender 110 HSE in Pangea Green with optional Satin Protective Film and optional features fitted.



NEW TO DEFENDER

DEFENDER V8

Building on Defender’s unmatched capability and optimum durability, Defender V8 offers an even more engaging off-road experience and an agile on-road experience. The quad exhaust offers a rich, deep sound and adds to Defender’s already powerful on-road presence and visual appeal. The Terrain Response Dynamic Program, exclusive to Defender V8, builds upon

the vehicle’s capable nature. Climb inside and you will experience a true driver’s car with interior touches and settings available exclusively to V8. Throttle connection is tuned for maximising on-road character and off-road control. The paddle shifters provide quick gear changes and added convenience. Available in 90 and 110.

> EXPLORE THIS MODEL



Vehicle shown is Defender 110 V8 in Carpathian Grey.

NEW TO DEFENDER

DEFENDER V8 CARPATHIAN EDITION

The definitive Defender. With the same off-road control and on-road character as Defender V8, the Carpathian Edition adds to V8’s raw power with a unique visual presence. Available in 90 and 110.

> EXPLORE THIS MODEL

DEFENDER XS EDITION

Enhancing the vehicle’s silhouette, Defender XS Edition features body coloured lower cladding and wheel arches alongside a suite of features fitted as standard. Available in 90 and 110.

> EXPLORE THIS MODEL

Vehicle shown on top is Defender 110 V8 Carpathian Edition in Carpathian Grey with Satin Protective Film.
Vehicle shown on bottom is Defender 110 XS in Silicon Silver.



DESIGN

ACCESSORY PACKS

CAPABILITY

PRACTICALITY

TECHNOLOGY

PERSONALISATION

NEW TO DEFENDER

TECHNOLOGY

Defender comes with a host of innovative and practical technologies. From Wireless charging with phone signal booster¹ to the new optional 11.4" Touchscreen².

> FIND OUT MORE

EXTERIOR PACKS

New exterior packs make it even easier to create your perfect Defender. Noble Chrome detailing in the Defender Bright Exterior Pack and Extended Bright Exterior Pack³ catch the eye, while the Extended Black Exterior Pack⁴ adds understated assertiveness to Defender X-Dynamic, Defender X and Defender V8.

 FIND A RETAILER

¹Only available as part of a pack. Model dependent. ²Model Dependent.
³Linked feature. Model dependent. ⁴Optional feature. Model dependent.
Interior shown is Defender 90 V8 with Optional 11,4" Pivi Screen fitted.



EXTERIOR DESIGN



Vehicle shown is Defender 90 HSE in Pangea Green with optional Satin Protective Film and optional features fitted.



DESIGN

ACCESSORY PACKS

CAPABILITY

PRACTICALITY

TECHNOLOGY

PERSONALISATION

Impressive proportions and a reassuringly recognisable silhouette help define Defender's arresting looks. Whilst short overhangs, great ground clearance and upright front and rear elevations give credence to the vehicle's capabilities. Floating pillars and alpine lights add to its personality, with solid shoulders and powerful squared-off wheel arches that communicate the vehicle's purposeful stance. This is design with undoubted integrity. And unrivalled purpose.



DESIGN

ACCESSORY PACKS

CAPABILITY

PRACTICALITY

TECHNOLOGY

PERSONALISATION

Approachable. Confident. No nonsense. With its compact, upright look, Defender's front profile features a raised bonnet, sculpted grille and detailing. Together with such characterful touches as round headlights and some of our most sophisticated surfaces yet, these aspects help reinforce the vehicle's overriding sense of capability.



DESIGN

ACCESSORY PACKS

CAPABILITY

PRACTICALITY

TECHNOLOGY


PERSONALISATION

A celebration of design and functionality. The perfect fusion of form, vertical stance and attitude. From behind, the vehicle looks both utterly modern and perfectly planted. Whilst details like the side-opening tailgate with externally mounted full-size spare wheel and characterful tail lights all point to Defender's distinctive nature.









INTERIOR DESIGN



Interior shown is Defender 90 SE in Khaki/Ebony. Imagery shows discontinued Robust Canvas seat facings. Please check current specifications with your Land Rover Retailer.



DESIGN

ACCESSORY PACKS

CAPABILITY

PRACTICALITY

TECHNOLOGY

PERSONALISATION



EXPOSED STRUCTURAL SURFACES. POWDER-COATED ACCENTS

Uncompromisingly tough, the visible fixings for the major interior components underscore Defender's absolute integrity. Strength, durability and highly functional interior architecture are in its DNA.

For instance, the interior's exposed structural surfaces are finished in a highly durable textured powder coat, extending to the steering wheel and doors*. Built to take the knocks, the cross car beam is an integral structure which adds greatly to Defender's strength.

*When Meridian™ audio system is fitted.



DURABLE INTERIOR MATERIALS


Defender’s interior features durable materials in areas that need it most. Hard-wearing seat materials include Windsor leather combined with Kvadrat Steelcut Premium wool textile. A choice of veneers and finishers are available including open pore wood with a Rough-cut Walnut or Natural Smoked Dark Oak veneer.

Defender X-Dynamic is fitted with Robustec – our most durable material. PU platelets mean it’s incredibly hardwearing and abrasion resistant. When tested, Robustec withstood the equivalent of a 30-year life cycle – more than triple the industry standard.

Defender V8 has exclusive touches such as Ebony Windsor leather seats with Dinamica Miko suedecloth and Robustec accents, a unique Alcantara suedecloth steering wheel rim and leather gear shifter. Dinamica® is produced from recycled polyester fibres and plastics in a process which uses no harmful chemical substances.



HARD-WEARING RUBBER FLOORING
Defender's Durable Rubber Flooring is ready for anything – anything – you want to throw at it. Incredibly tough and, thanks in part to flush door sills, easy to clean, it features a chequer finisher which adds greatly to the compelling cabin design. Go on. Get out there. Get it dirty.



DESIGN

ACCESSORY PACKS

CAPABILITY

PRACTICALITY

TECHNOLOGY

PERSONALISATION

ACCESSORY PACKS

HELP ME CHOOSE

Our four accessory packs have been created to suit your needs. To suit your lifestyle. Enhancing the vehicle's capability and toughness even further. So, whether you're exploring the rugged outback or conquering the commute, you can go your own way.



DESIGN

ACCESSORY PACKS

CAPABILITY

PRACTICALITY

TECHNOLOGY

PERSONALISATION

EXPLORER PACK

Blaze your own trail, whatever the terrain. Explorer Pack* equips Defender to defy conventions and conquer the most uncharted landscapes.

*Not available on V8 models.
Vehicle shown is Defender 110 HSE in Hakuba Silver with optional features fitted.
Accessories shown: Explorer Pack with Front Expedition Protection System, Fixed Side Steps, and Deployable Roof Ladder upgrades.



EXPLORER PACK

CONSISTS OF:

- **Raised Air Intake** is ideal for dusty and sandy conditions.
- **Expedition Roof Rack**¹ has a lightweight, fully integrated design, providing a dynamic load capacity of up to 168kg².
- The 24 litre **Exterior Side-mounted Gear Carrier**¹ is easy to access, lockable and waterproof. It's perfect for carrying items such as walking boots or wetsuits.
- **Matte Black Bonnet Decal** enhances the bonnet's appearance and includes a '90' or '110' cut-out detail.
- **Wheel Arch Protection** provides additional protection when driving off-road.

¹Roof Rails required for fitment. ²Defender 110 with off-road tyres, including weight of roof rack.



Front and Rear Classic Mudflaps retain the heritage of Land Rover Defender while protecting the paintwork.

Spare Wheel Cover protects the rear-mounted spare wheel.

UPGRADES

Front Expedition Protection System provides robust protection to the front of the vehicle and the raised corners improve the front approach angle.

Improving access to the roof, the **Deployable Roof Ladder**¹ makes stowing your belongings easier. For added security, the ladder can be locked in the stowed position.

Fixed or Deployable Side Steps aid access into the vehicle. Deployable Side Steps² automatically deploy as the doors are opened.

Bright Side Tubes³ enhance the side of the vehicle whilst providing protection to the door sides during off-road driving.

The **Loadspace Rubber Mat**⁴ is waterproof with a non-slip surface and helps protect the rear loadspace floor from general dirt, while **Deep-sided Rubber Mats** provide the ultimate in footwell protection.



¹Roof Rails required for fitment.
²Available for Defender 110 only. Not compatible with Fixed Side Steps or Bright Side Tubes.
³Not compatible with Fixed Side Steps or Deployable Side Steps.
⁴Not available with PHEV.

ADVENTURE PACK

Take your passions to new territories. Adventure Pack* equips Defender to take you off the beaten track and into nature’s playground.

*Not available on V8 models.
Vehicle shown is Defender 90 SE in Pangea Green with additional options fitted.
Accessories shown: Adventure Pack with Fixed Side Steps and ‘A’ Frame Protection Bar upgrades. Front Undershield also shown.



DESIGN

ACCESSORY PACKS

CAPABILITY

PRACTICALITY

TECHNOLOGY

PERSONALISATION

ADVENTURE PACK

CONSISTS OF:

Clean your equipment easily with the 6.5 litre pressurised **Portable Rinse System**. Including a hose and shower attachment, it can be used to rinse boots, bikes and wetsuits.

Secured to the rear seat, keep all of your essential items at hand, yet neatly out of sight. Easily removable, the versatile 20 litre **Seat Backpack** can also be taken with you when you leave the vehicle.

Bright Rear Scuff Plate protects the rear bumper from scratches and scuffs while loading the vehicle.

Front and Rear Mudflaps add to the design of the vehicle and protect the paintwork from dirt and debris.

Spare Wheel Cover protects the rear-mounted spare wheel.



The **Integrated Air Compressor**¹ is fitted in the loadspace and can be used to inflate vehicle tyres, bike tyres, airbeds and other inflatable items.

The 24 litre **Exterior Side-mounted Gear Carrier**² is easy to access, lockable and waterproof. It's perfect for carrying items such as walking boots or wetsuits.

UPGRADES

The **'A' Frame Protection Bar** increases protection against damage to Defender's front, as well as enhancing the vehicle's appearance.

Fixed or Deployable Side Steps aid access into the vehicle. Deployable Side Steps³ automatically deploy as the doors are opened.

Bright Side Tubes⁴ enhance the side of the vehicle whilst providing protection to the door sides during off-road driving.

The **Loadspace Rubber Mat**¹ is waterproof with a non-slip surface and helps protect the rear loadspace floor from general dirt, while **Deep-sided Rubber Mats** provide the ultimate in footwell protection.

¹Not available with PHEV. ²Roof Rails required for fitment. ³Available for Defender 110 only. Not compatible with Fixed Side Steps or Bright Side Tubes. ⁴Not compatible with Fixed Side Steps or Deployable Side Steps.

Vehicle is shown with Front Undershield and Cross Bars.



COUNTRY PACK

Bring the muddiest of boots. Country Pack equips Defender to embrace the elements and make every journey truly memorable.

Vehicle shown is Defender 110 HSE in Hakuba Silver.
Accessories shown: Country Pack with Deployable Side Steps and 'A' Frame Protection Bar upgrades.



DESIGN

ACCESSORY PACKS

CAPABILITY

PRACTICALITY

TECHNOLOGY

PERSONALISATION

COUNTRY PACK

CONSISTS OF:

Front and Rear Classic Mudflaps retain the heritage of Land Rover Defender while protecting the paintwork.

Loadspace Partition - Full Height* prevents items stored in the rear loadspace from passing into the cabin.

Clean your equipment easily with the 6.5 litre pressurised **Portable Rinse System**. Including a hose and shower attachment, it can be used to rinse boots, bikes and wetsuits.

Bright Rear Scuff Plate protects the rear bumper from scratches and scuffs while loading the vehicle.

Wheel Arch Protection provides additional protection when driving off-road.

*Not available with PHEV.



DESIGN

ACCESSORY PACKS

CAPABILITY

PRACTICALITY

TECHNOLOGY

PERSONALISATION

UPGRADES

Fixed or Deployable Side Steps aid access into the vehicle. Deployable Side Steps¹ automatically deploy as the doors are opened.

Bright Side Tubes² enhance the side of the vehicle whilst providing protection to the door sides during off-road driving.

The **‘A’ Frame Protection Bar** increases protection against damage to Defender’s front, as well as enhancing the vehicle’s appearance.

The **Loadspace Rubber Mat**³ is waterproof with a non-slip surface and helps protect the rear loadspace floor from general dirt, while **Deep-sided Rubber Mats** provide the ultimate in footwell protection.

¹Available for Defender 110 only. Not compatible with Fixed Side Steps or Bright Side Tubes.
²Not compatible with Fixed Side Steps or Deployable Side Steps. ³Not available with PHEV.



URBAN PACK

Conquer the concrete jungle. Urban Pack equips Defender to stand out in the suburbs with head-turning style, confidence and composure.

Vehicle shown is Defender 90 SE in Pangea Green with optional Satin Protective Film and 22" Style 5098, 5 spoke, Gloss Black wheels and additional options fitted.
Accessories shown: Urban Pack with Bright Side Tubes upgrade. Front Undershield also shown.



DESIGN

ACCESSORY PACKS

CAPABILITY

PRACTICALITY

TECHNOLOGY

PERSONALISATION

URBAN PACK

CONSISTS OF:

Bright Metal Pedals add to the robust interior.

Bright Rear Scuff Plate protects the rear bumper from scratches and scuffs while loading the vehicle.

Spare Wheel Cover protects the rear-mounted spare wheel.

Front Undershield provides protection to the front lower bumper when driving off-road and allows easy access to the recovery loop.



UPGRADES

20" Style 5095, 5 split-spoke, Gloss Dark Grey wheels.

Fixed or Deployable Side Steps aid access into the vehicle. Deployable Side Steps¹ automatically deploy as the doors are opened.

Bright Side Tubes² enhance the side of the vehicle whilst providing protection to the door sides during off-road driving.

The **Loadspace Rubber Mat**³ is waterproof with a non-slip surface and helps protect the rear loadspace floor from general dirt, while **Luxury Carpet Mats** provide stylish footwell protection.

¹Available for Defender 110 only. Not compatible with Fixed Side Steps or Bright Side Tubes.

²Not compatible with Fixed Side Steps or Deployable Side Steps.

³Not available with PHEV.



FIT FOR PURPOSE. NO MATTER WHAT

We set out to create something that would stand the test of time.
To do that, we left nothing to chance.



DESIGN

ACCESSORY PACKS

CAPABILITY


PRACTICALITY

TECHNOLOGY

PERSONALISATION

MONOCOQUE ARCHITECTURE

Unique monocoque architecture contributes to Defender being the toughest and strongest vehicle we have ever created. It has triple the torsional rigidity of a body-on-frame design. Whilst being lightweight, fuel-efficient and engaging to drive.



DESIGN

ACCESSORY PACKS

CAPABILITY

PRACTICALITY

TECHNOLOGY

PERSONALISATION

TESTED TO THE EXTREME

1.2 million kilometres of on and off-road drives. 45,000 individual tests. From +50°C to -40°C. Crossing the dunes of Dubai to sweeping down the straights of the Nürburgring. We've conducted altitude tests, drenched Defender in 85,000 litres of dyed water in our monsoon facility and engineered its tyres to withstand greater impact. In fact, we've gone to more challenging extremes than ever before to create a vehicle that's capable of great things. This is Defender.

 BUILD YOUR OWN



GO ANYWHERE. DO ANYTHING

Defender has been engineered so you can dream bigger.
Push harder. Go above and beyond.



DESIGN

ACCESSORY PACKS

CAPABILITY

PRACTICALITY

TECHNOLOGY

PERSONALISATION

ALL WHEEL DRIVE (AWD)

Compelling performance. Off and on road. The system intuitively controls the torque distribution between the front and rear axle. On challenging surfaces, such as sand, grass or snow, torque can be balanced between the front and rear wheels to maximise traction. In extreme conditions, where the front or rear wheels lose traction, 100 percent of engine torque can be distributed to the opposite axle for optimum grip. Our Intelligent AWD System* takes this even further by allowing variable torque distribution, resulting in a more precise and dynamic on-road performance and higher torque capacity – all without sacrificing any of Defender’s inherent off-road capability. Plus, it delivers enhanced fuel economy and reduced CO₂ emissions. It’s your world. Take command.

TWIN-SPEED TRANSFER BOX


An additional set of lower gears can prove invaluable in challenging conditions such as steep inclines or declines, off-road driving or when towing.

*D200, D250 and D300 6-cylinder Diesels only.
Vehicle is shown with accessory Front Expedition Protection System.
It improves off-road capability by increasing the front approach angle.



COIL SUSPENSION AND ELECTRONIC AIR SUSPENSION

The coil-sprung suspension system¹ combines double wishbones at the front with an advanced multi-link rear suspension, to create an agile and responsive chassis. A comfortable and capable drive is ensured by Electronic Air Suspension²³. Select from an access height of 40mm below normal ride height, to an extended height of up to 75mm. For extreme off-road conditions, a further extended ride height of 70mm is available. Even across unsteady surfaces it provides exceptional wheel articulation and poise.



¹Standard on Defender 90 and Defender 110 Hard Top, (excluding Defender 90 XS Edition, X, V8 and V8 Carpathian Edition).
²Requires Adaptive Dynamics and Automatic Headlight Levelling.
³Standard on Defender 110 (excluding Hard Top), Defender 90 XS Edition, X, V8 and V8 Carpathian Edition.

ELECTRONIC ACTIVE DIFFERENTIAL

On or off-road. In ice, rain or snow. The Electronic Active Differential* ensures the greatest level of traction. It does so by controlling the slip between the left and right wheels on the rear axle, helping to deliver effortless capability. Not only that, it's far more effective than brakes when traction is lost, reacting much faster and with a smoother response.

*Standard on Defender X, V8 and V8 Carpathian optional feature on the rest of the range.
Vehicle shown is Defender 110 X in Gondwana Stone with optional features fitted.





CONFIGURABLE TERRAIN RESPONSE*

Thanks to a world-first in Terrain Response, you can now individually configure Defender's powertrain, steering, differentials and traction control settings. This means you can go beyond – be it the Siberian tundra, or rock crawling in Moab. So, get behind the wheel and discover what you're truly capable of.

*Only available as part of Towing Pack or Advanced Off-Road Capability Pack. Standard on Defender X, V8 and V8 Carpathian Edition.









TERRAIN RESPONSE 2

This vehicle is for those who aren't afraid to get out and live the way they want to live. Our unique Terrain Response systems enable the driver to optimise the vehicle's engine, gearbox, centre differential and chassis systems to match the demands of the terrain.

The optional Terrain Response 2* takes the capabilities of our award-winning system to a new level. It features an automatic setting which monitors the terrain and systematically selects the most suitable setting.

*Standard on Defender X, available as part of a pack on the rest of the range, excluding V8 and V8 Carpathian Edition which are fitted with Terrain Response 2 with Dynamic Program.

-  General Driving
-  Grass, Gravel, Snow
-  Mud and Ruts
-  Sand
-  Rock Crawl
-  Wade



DESIGN

ACCESSORY PACKS

CAPABILITY

PRACTICALITY

TECHNOLOGY

PERSONALISATION

TERRAIN RESPONSE 2 DYNAMIC PROGRAM

Exclusive to Defender V8, Terrain Response 2's Dynamic Program provides added precision to Defender's off- and on-road capability. This means even tighter body control with flatter handling and sharper responses. The engine, gearbox response, steering weighting and V8 powertrain are all tuned by Dynamic Program. This has been specifically designed to optimise performance on low friction surfaces such as tarmac, sand and dirt roads.

Vehicle shown is Defender 110 V8 in Carpathian Grey.



DESIGN

ACCESSORY PACKS

CAPABILITY

PRACTICALITY

TECHNOLOGY

PERSONALISATION



HILL DESCENT CONTROL

Difficult slopes? You needn't worry. Hill Descent Control (HDC) assists you with tricky descents by maintaining a constant speed and applying braking separately to each wheel. Hill Launch Assist ensures the vehicle doesn't roll backwards as it pulls away on an incline. The vehicle also utilises Gradient Release Control, which is designed to prevent the vehicle accelerating too quickly on a steep incline when the driver releases the brake.

ALL TERRAIN PROGRESS CONTROL (ATPC)


All Terrain Progress Control (ATPC)¹ is a state-of-the-art optional system² It enables you to set and maintain a steady speed in challenging conditions such as slippery surfaces, including mud, wet grass, ice, snow and dirt roads. Operating like a conventional cruise control system, it functions between 1mph and 18mph, enabling you to maintain full concentration on the terrain ahead.

¹Standard on Defender X, V8 and V8 Carpathian Edition. ²Only available as part of a pack, excluding 90 Hard Top where it is available as a stand alone option. Model dependent.



WADING

Life has a habit of throwing unexpected challenges our way. That’s why Defender has a wading depth of 900mm¹, so crossing water need not be one of them. The Wade Program in Terrain Response² raises the vehicle using Electronic Air Suspension², while Wade Sensing uses ultrasonic sensors in the door mirrors to visually and audibly alert you if the water approaches the vehicle’s maximum wading depth.



¹Coil Suspension 850mm. Air Suspension 900mm. ²Only available with air suspension, standard on Defender 90 XS Edition, X, V8 and V8 Carpathian Edition and all Defender 110 derivatives (excluding 110 Hard Top). Model dependent.

Always check route and exit before wading.

Vehicle shown is Defender 90 SE in Pangea Green with optional Satin Protective Film and additional options fitted.
Accessories shown include: Chequer Body Protection Kit, Spare Wheel Cover and Expedition Roof Rack (Roof Rails required for fitment).

TOWING

Whatever you take. Wherever it is you decide to go. Defender's 3,500kg¹ towing capability means it can readily respond to the most challenging demands. Combined with this is the optional Advanced Tow Assist², which allows you to reverse a trailer while Defender takes care of the counter-steering. The Touchscreen will also display both the current and desired trailer trajectory.

¹3,000kg on P400e vehicles. ²Only available as part of Towing pack except on XS Edition where it is available as a stand alone option. Model dependent.



DESIGN

ACCESSORY PACKS

CAPABILITY

PRACTICALITY

TECHNOLOGY

PERSONALISATION



WINCHING

Pulling power and sheer strength are demonstrated with the Remote Control Electric Winch* accessory. This has a maximum pulling force of 4,536kg and can be operated up to 45 metres away. It's the kind of no-nonsense practicality you need, say, when you're in the middle of the forest. Learn how to check, prepare, maintain and use a winch at one of our Experience Centres.

BOOK AN EXPERIENCE DAY

*Requires Winch Mounting Kit. Not compatible with Front Expedition Protection System or 'A' Frame Protection Bar.

Vehicle shown is Defender 90 SE in Pangea Green with optional Satin Protective Film and additional options fitted. Accessories shown: Chequer Body Protection Kit, Expedition Roof Rack (Roof Rails required for fitment), Bright Side Tubes, Remote Control Electric Winch and Winch Mounting Kit.



THE WEIGHT OF YOUR WORLD? NO PROBLEM

You’ve felt it. That visceral urge to just pack everything up. Get behind the wheel. And go on the ultimate trek. Defender’s outstanding carrying capability and payload means you can do just that.

Choose from a range of roof carrying accessories including the Expedition Roof Rack¹ or Aqua Sports Carrier².

> EXPLORE ACCESSORIES

STATIC LOAD

Defender’s static roof load of up to 300kg³ lets you make more of your adventure.

ROOF TENT^{4 5}

Autohome x Land Rover partnership. If the view is just too good to be missed, stay the night. Contact your nearest Land Rover Retailer for more information.

DYNAMIC LOAD

The dynamic roof load allows for up to 168kg⁶.

¹Requires Roof Rails. Not available with V8 models. ²Requires Cross Bars and Roof Rails. Not available with V8 models. ³Including Expedition Roof Rack. ⁴Only available on Defender 110 with Expedition Roof Rack. Not available with V8 models. ⁵Autohome ladder provided (not shown). ⁶Defender 110 with off-road tyres including weight of roof rack. Defender V8 models have no dynamic roof loading capacity.

Vehicle shown top is Defender 110 HSE in Hakuba Silver. Accessories shown: Explorer Pack (Roof Rails required for fitment) with Fixed Side Steps, Deployable Roof Ladder and Front Expedition Protection System upgrades.

Vehicle shown bottom is Defender 90 SE in Pangea Green with optional Satin Protective Film and additional options fitted. Accessories shown: Chequer Body Protection Kit, Expedition Roof Rack (Roof Rails required for fitment), Bright Side Tubes, Remote Control Electric Winch and Winch Mounting Kit.



ADAPTIVE DYNAMICS

Offered with Electronic Air Suspension*, Adaptive Dynamics* makes the distance go by virtually unnoticed. The system monitors vehicle movements up to 500 times a second, reacting to driver or road inputs almost instantaneously to give greater control and minimise body movement, ensuring a composed, flat ride. It even senses off-road conditions, and optimises damping accordingly so you arrive refreshed and relaxed.

*Standard on all Defender 110 (excluding Hard Top), Defender 90 XS Edition, Defender 90 X, V8 and V8 Carpathian Edition. Linked feature on all other models. Requires Automatic Headlight Levelling.

Vehicle shown is Defender 90 SE in Pangea Green with satin protective film and additional options fitted.





GEOMETRY

Outstanding geometry strengthens the vehicle’s all-terrain capability. Its approach angle is 37.5 degrees¹. This is coupled with a breakover angle of up to 31 degrees² and a departure angle of 40 degrees¹.

¹With Electronic Air Suspension in off-road height and tow eye cover removed. Fitting of side tubes or side steps may affect the off-road capability of the vehicle. ²90 body style with Electronic Air Suspension in Off-Road Height. 28 degrees for 110 variants.
Vehicle shown is Defender 90 SE in Pangea Green with optional Satin Protective Film and additional options fitted.



DEFENDER PLUG-IN HYBRID

 BUILD YOUR OWN

Tackle the most challenging conditions and terrains. Efficiently. P400e uses the combination of an advanced 2.0 litre 300HP Si4 Ingenium Petrol engine with an additional 104HP of electric power to deliver a combined output of 404HP.

Vehicle shown is Defender 110 HSE in Fuji White. This derivative is not available in the UK, please refer to the Land Rover online configurator for P400e model availability.
Accessories shown: Explorer Pack (Roof Rails required for fitment), with Front Expedition Protection System, Fixed Side Steps, and Deployable Roof Ladder upgrades. Raised Air Intake not shown.



DESIGN

ACCESSORY PACKS

CAPABILITY

PRACTICALITY

TECHNOLOGY

PERSONALISATION

PLUG-IN HYBRID

The electric motor can either supply its power in parallel with the engine or drive the vehicle in the manually selectable Electric Vehicle (EV) Mode. The large 19.2kWh capacity battery gives the vehicle an all-electric range of up to 27 miles from full charge. So, when you're conquering the urban jungle or tackling those shorter off-road journeys, you do so with zero tailpipe emissions.

PHEV is precise. Uncompromising. It is fully capable of handling off-road situations such as wading and rock crawl. Its on-road performance is equally remarkable, delivering additional power and torque when you need it most through a combination of electric motor and petrol engine. What's more, Defender PHEV has been specially engineered to tackle the toughest terrains, whilst additional technology will moderate the engine temperature, even in the hottest of climates.

ELECTRIC ONLY RANGE
UP TO **27 miles***

CO₂
FROM **74g/km***

WADING DEPTH
900mm

MAXIMUM TOWING
3000kg

*The figures provided are as a result of official manufacturer's tests in accordance with EU legislation. For comparison purposes only. Real world figures may differ. CO₂ and fuel economy figures may vary according to factors such as driving styles, environmental conditions, load, wheel fitment and accessories fitted.

Vehicle shown is Defender 110 SE in Fuji White with optional features fitted. This derivative is not available in the UK, please refer to the Land Rover online configurator for P400e model availability. Accessories shown: Explorer Pack (Roof Rails required for fitment, Bonnet Decal not shown), Remote Control Electric Winch and Winch Mounting Kit with Professional Off-road tyres (Market dependent. Retailer fitment only - Band E).



DESIGN

ACCESSORY PACKS

CAPABILITY

PRACTICALITY

TECHNOLOGY

PERSONALISATION

PETROL AND DIESEL

There is a range of engines available for Defender: D200, D250 and D300 6-cylinder Diesels, a P300 4-cylinder Petrol, a P400 6-cylinder Petrol or the new P525 8-cylinder Petrol. Each has been optimised for specific attributes to cater for all needs.

Diesel engines offer better fuel economy over greater distances and produce higher levels of torque at lower engine speeds. This makes them the ideal choice for longer journeys, motorway cruising, towing or off-roading.

Defender’s petrol engines are even more powerful, which can provide a more engaging and direct driving experience. They are even more refined and are better suited to shorter, stop/start journeys.


All engines are equipped with intelligent Stop/Start technology which is designed to improve fuel efficiency and reduce emissions.

- 1 48V LITHIUM-ION BATTERY
- 2 48V/12V DC-DC CONVERTER
- 3 MEDIUM VOLTAGE JUNCTION BOX
- 4 BELT-DRIVEN INTEGRATED STARTER GENERATOR
- 5 48V ELECTRIC SUPERCHARGER

Please refer to the accompanying Technical Specification for full details.

MHEV

Mild Hybrid Electric Vehicle (MHEV) technology will be fitted to the 6-cylinder D200, D250, D300 and P400 engines. It harvests and stores energy normally lost during vehicle deceleration and intelligently redeploys it to increase the engine’s efficiency. This system helps improve fuel economy and boosts the vehicle’s performance.



DESIGN

ACCESSORY PACKS

CAPABILITY

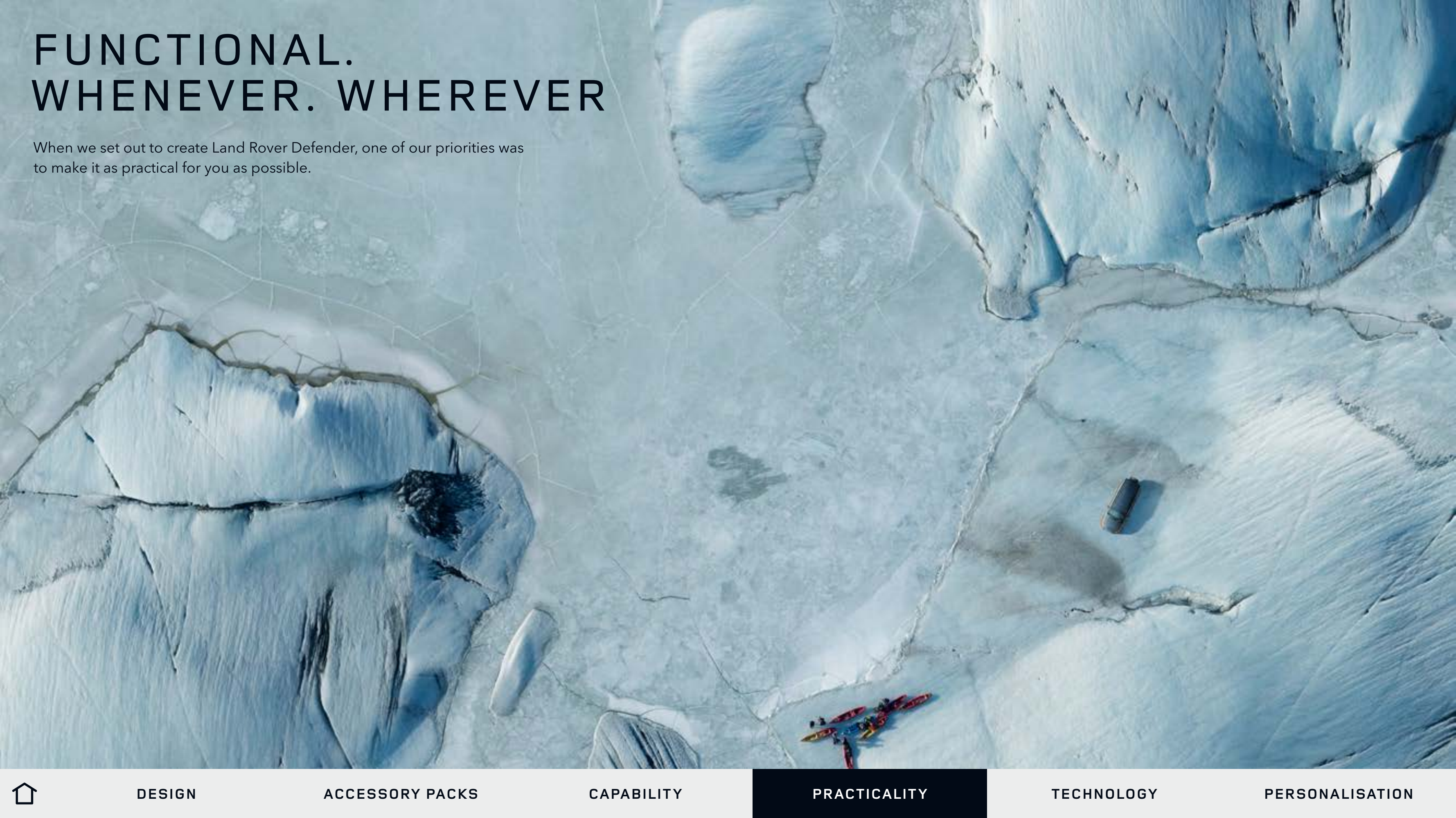
PRACTICALITY

TECHNOLOGY

PERSONALISATION

FUNCTIONAL. WHENEVER. WHEREVER

When we set out to create Land Rover Defender, one of our priorities was to make it as practical for you as possible.



CONFIGURABILITY

When you build your own Defender, you can get everything you want. You can choose between a cabin walk-through¹ or a front jump seat¹. Or select a front centre console¹, with or without a refrigerator². It's the ultimate personalisation. The loadspace capacity provides ample room for all your equipment.

 BUILD YOUR OWN

¹Model dependent. ²Standard on XS Edition, V8 and V8 Carpathian Edition. Only available as part of a pack on the rest of the range (NA on Defender 90 Hard Top).



CABIN WALK-THROUGH



FRONT JUMP SEAT



FRONT CENTRE CONSOLE WITH ARMREST



DESIGN

ACCESSORY PACKS

CAPABILITY

PRACTICALITY

TECHNOLOGY

PERSONALISATION

90
2 SEATS WITH CABIN WALK-THROUGH



90
3 SEATS WITH CABIN WALK-THROUGH



90
3 SEATS WITH CENTRE CONSOLE



90
4 SEATS WITH CENTRE CONSOLE



90
5 SEATS WITH FRONT JUMP SEAT (STOWED)



90
6 SEATS WITH FRONT JUMP SEAT



DESIGN

ACCESSORY PACKS

CAPABILITY

PRACTICALITY

TECHNOLOGY

PERSONALISATION

110
2 SEATS WITH CABIN WALK-THROUGH



110
3 SEATS WITH CENTRE CONSOLE



110
4 SEATS WITH CENTRE CONSOLE



110
5 SEATS WITH CENTRE CONSOLE



110
6 SEATS WITH FRONT JUMP SEAT



110
5+2 SEATS*
*P400e powertrain not available with 5 + 2 seating.



DESIGN

ACCESSORY PACKS

CAPABILITY

PRACTICALITY

TECHNOLOGY

PERSONALISATION



POWER SOCKETS

Optional USB points or 12V power sockets are available on every row. A loadspace plug socket¹ is available mounted in the loadspace side wall, allowing passengers to power multiple devices. It's just another way to ensure you're always connected.

SEAT BACKPACK²

Secured to the rear seat, keep all of your essential items at hand, yet neatly out of sight. Easily removable, the versatile 20 litre Seat Backpack can also be taken with you when you leave the vehicle.

CLICK AND GO SYSTEM

A versatile, multi-purpose system for second-row passengers, with a choice of further attachments that can be added to hold your tablets, bags, laptops and jackets.



¹Standard on X, V8 and V8 Carpathian Edition. Only available as part of pack on the rest of the range. ²Optional feature.

Apple® is a registered trademark of Apple Inc., registered in the US and other countries.



DESIGN

ACCESSORY PACKS

CAPABILITY

PRACTICALITY

TECHNOLOGY

PERSONALISATION

TECHNOLOGY

Equipped for 21st century adventures, our most intuitive technologies to date ensure convenience, connectivity and visibility.



Vehicle shown is Defender 110 X in Gondwana Stone with optional features fitted.



DESIGN

ACCESSORY PACKS

CAPABILITY

PRACTICALITY

TECHNOLOGY

PERSONALISATION

SIMPLICITY AS STANDARD

No more endless menus. No more fidgety commands. Pivi Pro*, Land Rover’s impressive and seamless in-car infotainment system, enables you to do 80 percent of most tasks with just one or two taps. All on the home screen. Engineered around a smartphone-like interface, it features an intuitive 10" Touchscreen that allows you to go right to what’s needed, when you need it. Voice control reacts to a simple wake up phrase such as ‘Hello Land Rover’. Plus, you can even connect your smartphone and enjoy your favourite compatible apps.



*Connected Navigation will require further subscription after the initial term advised by your Land Rover Retailer.

Compatible smartphones only. Your car is prepared for Apple CarPlay. The services offered by Apple CarPlay depend on feature availability in your country, please see apple.com/uk/ios/feature-availability/#apple-carplay for more information. Your car is prepared for Android Auto. The services offered by Android Auto depends on feature availability in your country, please see android.com/intl/en_uk/auto/ for more information. App Store is a trademark of Apple Inc. Google Play Store is a trademark of Google LLC. In car features should be used by drivers only when safe to do so. Drivers must ensure they are in full control of the vehicle at all times.

Pivi and InControl features, options, third party services and their availability remain market dependent – check with your Land Rover Retailer for local market availability and full terms. Mobile network connectivity cannot be guaranteed in all locations. Information and images displayed in relation to the InControl technology, including screens or sequences, are subject to software updates, version control and other system/visual changes depending on options selected.



DESIGN

ACCESSORY PACKS

CAPABILITY

PRACTICALITY

TECHNOLOGY

PERSONALISATION

11.4" TOUCHSCREEN

See even more of the relevant information with the optional 11.4" touchscreen*. The curved glass interface is 62 percent larger than the standard touchscreen and up to three times brighter. The increased screen real estate shows more of the route ahead when navigating.

*Model dependent.
Interior shown is Defender 90 V8 with optional 11.4" Pivi Screen fitted.



DESIGN

ACCESSORY PACKS

CAPABILITY

PRACTICALITY

TECHNOLOGY

PERSONALISATION

PREMIUM FUNCTIONALITY

With Pivi Pro¹, you can enjoy fast start-up and even greater connectivity. And, since the Remote App² is also fitted as standard, your Land Rover Defender is always in the palm of your hand. Preset your navigation, confirm your vehicle's location, check fuel levels and set the interior temperature – all before you've opened the car door. Along the way, intelligent re-routing can find you the best path to take, as well as updating parking availability, fuel price comparisons, café locations and traffic hotspots. Intelligent and intuitive, it also learns your regular and favourite routes, so that Smart Voice Guidance can make sure your song won't be interrupted with unnecessary instructions. A 12.3" Interactive Driver's Display is optional³, as is a Head-up Display which projects key information onto the windscreen in your line of sight, so you can focus on the road ahead.

¹Connected Navigation will require further subscription after the initial term advised by your Land Rover Retailer. ²Remote contains subscription services that can be extended after the initial term advised by your Land Rover Retailer. The Remote App will need to be downloaded from the Apple App Store/Google Play Store. ³Standard on all except base derivatives.



DESIGN

ACCESSORY PACKS

CAPABILITY

PRACTICALITY

TECHNOLOGY

PERSONALISATION

ENTERTAINMENT FOR ALL

We know how important it is for you to stay connected. With Pivi Pro's Online Pack with Data Plan¹, you can enjoy your favourite music streamed from multiple services, including Spotify, Tunes and Deezer, right through your Land Rover Defender speakers. As passengers, you can all take full advantage of the optional Wi-Fi Enabled with Data Plan², streaming entertainment with up to 20GB of data per month. Whether that's browsing their socials, playing online games, or immersing themselves in a movie.

¹Fair use policy may apply. Standard 1 year subscription, which can be extended after the initial term advised by your Land Rover Retailer. Market dependent. ²Fair use policy applies. After 20GB of data is used within a month, data speeds and functionality on vehicle may reduce for the rest of the month.

For details of the Fair Usage Policy associated with this feature, please refer to the InControl Pivi Pro Terms at [landrover.com/pivi-pro-terms](https://www.landrover.com/pivi-pro-terms). Marked dependent.

Playback time is dependent on streaming provider and the definition of the video content.

HD video will significantly increase data usage.



DESIGN

ACCESSORY PACKS

CAPABILITY

PRACTICALITY

TECHNOLOGY

PERSONALISATION

HOW DOES MUSIC MAKE YOU FEEL?

Music has the power to change your mood, evoke memories and affect your wellbeing. It can give you tingles or make you cry. It's why music and cars go so well together. Sitting behind the wheel, listening to your favourite artist, band or composer. It's your space. Your world.

But what if you could do more than simply listen to the music? What if you could feel it, experience it, immerse yourself in it? What if you could make more of a connection with the music and enjoy a greater sense of acoustic involvement in your Land Rover?

British-based Meridian™* Audio are all about the musical experience - the very sense of being there. Their award-winning, precision-engineered audio systems are built on a lifetime of research into psychoacoustics (the science of how the human brain perceives sound) to deliver a performance that is so true to life, you feel every beat, every breath.

*Meridian is a registered trademark of Meridian Audio Ltd. Trifield and the three fields device is a trademark of Trifield Productions Ltd.



DESIGN

ACCESSORY PACKS

CAPABILITY

PRACTICALITY

TECHNOLOGY

PERSONALISATION

WITH MERIDIAN™, YOU’LL FEEL MORE

We’re not simply talking about increasing the volume levels. It’s more about managing the sound stage; intensifying the levels of depth, clarity and realism of the music by using a combination of advanced acoustic technology and strategically positioned speakers to produce an audio platform that is exactly right for your Land Rover’s interior. So wherever you sit in the vehicle – driving seat, passenger seat or rear seat – with a Meridian™ system, you get the same incredible experience.

Each strike of the piano, every guitar pick, horn blast, chorus and melody reveals itself with precision and texture, just as the artist intended. It’s intimate, dramatic and very atmospheric – whether you’re off-road or stuck in rush-hour traffic.

EXPLORE MERIDIAN™



6 SPEAKERS 180W AMPLIFIER POWER

1. SOUND SYSTEM

Exceptional acoustics and audio range with high-quality definition through six speakers.



10 SPEAKERS 1 SUBWOOFER 400W AMPLIFIER POWER

2. MERIDIAN™ SOUND SYSTEM*

Feel the rhythm of the music with exceptional definition, crystal-clear highs and full, deep bass with this classic audiophile soundstage. Through the careful management of door-mounted speakers placed nearest your seat, you’ll enjoy a performance that is incredibly smooth, clean and free of strain.



14 SPEAKERS 1 SUBWOOFER 700W AMPLIFIER POWER

3. MERIDIAN™ SURROUND SOUND SYSTEM*

A truly engaging, thoroughly authentic concert hall experience. Driver and passengers are enveloped in the fullness and clarity of an open, spacious performance through a set of side, front and rear speakers. And it’s all seamlessly integrated using Trifield™ technology, so you can sit back and absorb every detail.

*Optional feature, Model dependent.

Meridian™ is a registered trademark of Meridian Audio Ltd. Trifield™ and the three fields device is a trademark of Trifield Productions Ltd.

Features and their availability may differ by vehicle specification.

BRIGHTER LIGHTS. SAFER NIGHT-TIME DRIVING

Defender features all-round exterior LED lighting as standard. LED lights are designed to last the lifetime of the vehicle and are more fuel-efficient as they use less energy. Premium LED headlights^{1 2} with signature DRL produce a colour of light that is closer to daylight, helping you distinguish objects more easily and reduce driver fatigue. Driving at night or in poor visibility is made easier by Auto High Beam Assist which switches on automatically and dips for oncoming traffic.

MATRIX LED HEADLIGHTS

Matrix LED headlights² with signature DRL enable an Adaptive Driving Beam. By splitting the main beam into vertical strips, the adaptive beam maximises the number of high beam sections for ultimate visibility, while casting a shadow over oncoming traffic to help to prevent dazzling. The adaptive beam is also able to optimise the light distribution to suit the driving conditions of town, country, motorway or bad weather.

¹Linked feature. ²Model dependent.



CLEARSIGHT GROUND VIEW

Thick forest terrain. The odd bough and boulder scattered across the muddy track.
How do you get through with greater confidence?

As part the of the standard 3D Surround Camera system, ClearSight Ground View gives you the added benefit of being able to ‘see through’ the bonnet - giving you confidence when manoeuvring around any obstacles. Even bollards in the city. This feature displays a camera view of the front underside of the vehicle on the large central Touchscreen - in normal circumstances, this area would be invisible to the driver.

ClearSight Ground View dependent on 3D Surround Camera. Image is not live.
Check surroundings for safety. Subject to local regulations.

Vehicle shown is Defender 90 HSE in Pangea Green with additional options fitted.
Accessories shown: Adventure Pack (Roof Rails required for fitment) with Fixed Side Steps and ‘A’ Frame Protection Bar upgrades. Cross Bars also shown.



DESIGN

ACCESSORY PACKS

CAPABILITY

PRACTICALITY

TECHNOLOGY

PERSONALISATION



CLEARLIGHT INTERIOR REAR VIEW MIRROR

If the boot is piled high with equipment and you can't see a thing through the rear window? No problem. Defender's ClearSight interior rear view mirror* uses a live video feed so you can see the path, or convoy, behind you. This is regardless of equipment or passengers in the back who may be blocking your vision.

*Standard on XS Edition, X, V8 and V8 Carpathian Edition. Optional on the rest of the range. Subject to local regulations. If bifocal or varifocal users cannot easily adjust focus on the ClearSight digital rear view image, they may revert to rear view mirror mode at any time.



DESIGN

ACCESSORY PACKS

CAPABILITY

PRACTICALITY

TECHNOLOGY

PERSONALISATION

SAFETY AND DRIVER ASSISTANCE

Relax. Even in heavy traffic. Land Rover Defender has been built using our advanced technologies and driver assistance features. The more you use them, the more you'll find they don't take over your drive, they simply help take the stress out of it - that's got to be good. All the following are standard:

A comprehensive system of six airbags including driver and passenger airbags, side curtain and thorax airbags to help protect occupants.

Emergency Braking can help to prevent collisions with other vehicles, pedestrians or cycles. It displays a warning in the event of an imminent collision, and automatically applies the brakes if no action is taken.

Cruise Control and Speed Limiter make long distance driving easier. Both features help to maintain the speed of the vehicle, reducing the need to continually use the accelerator pedal.

Lane Keep Assist detects when your vehicle is unintentionally drifting out of lane and will apply a corrective torque to the steering wheel to encourage you to guide your vehicle back.

Driver Condition Monitor detects if you're starting to feel drowsy by monitoring steering inputs, brake and throttle pedal activity to give you an early warning when you need to take a break.

Traffic Sign Recognition and Adaptive Speed Limiter clearly displays speed limits and 'no overtaking' signs on the instrument cluster or optional Head-up Display. When activated, Adaptive Speed Limiter uses Traffic Sign Recognition to adjust your vehicle's speed accordingly.



Vehicle shown is Defender 90 X-Dynamic HSE in Eiger Grey with optional features fitted.

3D SURROUND CAMERA

3D Surround Camera helps you see more. 3D exterior perspectives alongside a 360° overhead view of your vehicle help you manoeuvre with confidence.

Wade Sensing uses ultrasonic sensors in the door mirrors to provide real-time pictorial information about the water depth when wading. The system lets you know when water levels are near the 900mm* maximum wading depth.

*900m when fitted with Air Suspension. 850mm with Coil Suspension.



BLIND SPOT ASSIST PACK (OPTIONAL¹)

The **Blind Spot Assist Pack** helps you to identify and safely respond to potential collisions, so you can feel more confident on any drive.



Clear Exit Monitor helps passengers stay safe as they exit the vehicle by providing an illuminated warning in the door if an approaching hazard is detected, such as passing vehicles and cyclists.



Blind Spot Assist² helps you to change lanes more safely, illuminating a small warning light in the wing mirror if your vehicle detects another vehicle in your blind spot. Additional steering correction encourages you to guide your vehicle away if a potential collision is detected.



Rear Traffic Monitor warns you of vehicles, pedestrians or other hazards approaching from either side. Particularly useful when reversing out of a parking bay.

DRIVER ASSIST PACK (OPTIONAL¹)

The **Driver Assist Pack** includes a range of features designed to make driving safer and easier. It includes the features found in the **Blind Spot Assist Pack**, plus:




Rear Collision Monitor can detect if a vehicle approaching from behind is not slowing down and presents a potential collision threat. The system will then attempt to alert the driver to brake by automatically flashing the hazards lights.



Adaptive Cruise Control helps make motorway driving and heavy traffic situations even easier and more comfortable. It achieves this by gently assisting with acceleration and braking to maintain a set distance from vehicles ahead.


¹Model dependent. ²Blind Spot Assist can help prevent collisions. If your vehicle detects another car in your blind spot when you begin to change lanes, a rotational force is automatically applied to the steering wheel – indicating a steering correction should be made.

PERSONALISATION

 BUILD YOUR OWN

From a choice of exterior colours to a raft of accessories, Land Rover Defender's the ultimate expression of individuality. Go on. Make it yours.

> EXPLORE ACCESSORIES



DESIGN

ACCESSORY PACKS

CAPABILITY

PRACTICALITY

TECHNOLOGY

PERSONALISATION

CHOOSE YOUR MODEL

DEFENDER

EXPLORE THIS MODEL

Designed. Like no other. Defender is the strongest and most capable vehicle we have ever created. With 18" Style 5093 Gloss White Steel* wheels and All Wheel Drive, it can tackle anything. And everything.

Model is also available in S, SE and HSE specification packs.

*Engine dependent.
Vehicles shown feature optional metallic paint.



DEFENDER 90



DEFENDER 110

DEFENDER X-DYNAMIC

EXPLORE THIS MODEL

Built for the toughest demands. With incredibly durable Robustec ribbon accenting on the seats, Narvik Black wheel arches and lower body cladding, Black exposed rear recovery eyes and illuminated metal treadplates, Defender X-Dynamic is ready for anything.

Model is available in X-Dynamic S, SE and HSE specification packs.

Vehicles shown are Defender 90 X-Dynamic HSE and Defender 110 X-Dynamic HSE in Eiger Grey.



DEFENDER 90 X-DYNAMIC



DEFENDER 110 X-DYNAMIC



DESIGN

ACCESSORY PACKS

CAPABILITY

PRACTICALITY

TECHNOLOGY

PERSONALISATION

DEFENDER XS EDITION

EXPLORE THIS MODEL

Defender XS Edition is available in Gondwana Stone, Hakuba Silver, Santorini Black or Silicon Silver. This distinctive model features body coloured lower cladding and wheel arches with 20" Style 5095, 5 split-spoke, Gloss Dark Grey with contrast Diamond Turned finish wheels.



DEFENDER 90 XS EDITION



DEFENDER 110 XS EDITION



DESIGN

ACCESSORY PACKS

CAPABILITY

PRACTICALITY

TECHNOLOGY

PERSONALISATION

DEFENDER X

EXPLORE THIS MODEL

Unstoppable. Anywhere. Defender X combines capability with off-road looks, meaning you can go way beyond where you've ever gone before. Features Configurable Terrain Response 2, Air Suspension, Electronic Active Differential, and unique interior and exterior accents.



DEFENDER 90 X



DEFENDER 110 X



DESIGN

ACCESSORY PACKS

CAPABILITY

PRACTICALITY

TECHNOLOGY

PERSONALISATION

DEFENDER V8

EXPLORE THIS MODEL

A true driver’s car. Defender V8’s throttle connection is tuned to maximise off-road control and on-road character. The V8 engine, with 525HP and 625Nm torque, can take you from 0-60mph in as little as 4.9 seconds in Defender 90 with a top speed of 149mph* .

*Max speed is 119mph when fitted with 20" wheels.



DEFENDER 90 V8



DEFENDER 110 V8

DEFENDER V8 CARPATHIAN EDITION

EXPLORE THIS MODEL

Defender V8 Carpathian Edition features the same off-road control and on-road character as the Defender V8. The differences lie in the exterior design cues, including the exclusive combination of Carpathian Grey paint and Satin Protective film, along with a Black contrast tail door and contrast bonnet.



DESIGN

ACCESSORY PACKS

CAPABILITY

PRACTICALITY

TECHNOLOGY

PERSONALISATION

DEFENDER HARD TOP

EXPLORE THIS MODEL

Take everything you need with you in Defender Hard Top. Featuring a fixed full-height loadspace partition, lashing points and lockable underfloor storage area, your gear will be secure whatever the terrain throws at you.



DEFENDER 90 HARD TOP



DEFENDER 110 HARD TOP



DESIGN

ACCESSORY PACKS

CAPABILITY

PRACTICALITY

TECHNOLOGY


PERSONALISATION

EXTERIOR COLOURS

Defender does take a nod to its origins. Its colours were influenced by earth or supercontinents, including Pangea and Gondwana. There’s also Tasman Blue which is a modern reinvention of a heritage Defender colour. An optional Satin Protective Film¹² can also be applied to the vehicle’s exterior. Not only does this deliver a rich, Satin finish which is environmentally sustainable, it’s also seriously tough. Designed to meet – and surpass – the rigorous requirements of the aerospace industry, to help protect the paint from scratches, damage and even the sun’s UV rays.

Configure your Defender online to view the range of paint colours and finishes.

 BUILD YOUR OWN



¹Linked feature with Contrast Roof. Colour availability may differ by model, please check availability with your Land Rover Retailer. ²Model dependent.


ROOF OPTIONS

When open, the folding fabric roof lets you truly feel part of your surroundings. Closed, it adds to your sense of privacy and protection from the elements. Flooding the interior with natural light, the sliding panoramic roof provides a spacious feel to the interior and a seamless connection to the world outside.

*Availability may vary by model, please check availability with your Land Rover Retailer.



FOLDING FABRIC ROOF*



SLIDING PANORAMIC ROOF*



FIXED METAL ROOF



DESIGN

ACCESSORY PACKS

CAPABILITY

PRACTICALITY

TECHNOLOGY

PERSONALISATION

INTERIOR COLOURS

Four interior colourways and a range of six seat materials to choose from.

Not all combinations of colour and seat material shown. Please check availability of colours and current specifications with your Land Rover Retailer.



DESIGN

ACCESSORY PACKS

CAPABILITY

PRACTICALITY

TECHNOLOGY

PERSONALISATION

EBONY/EBONY

Interior shown is Defender 110 with Ebony fabric seats and Ebony interior with cross car beam in Light Grey Powder Coat Brushed finish.



DESIGN

ACCESSORY PACKS

CAPABILITY

PRACTICALITY

TECHNOLOGY

PERSONALISATION

ACORN/LUNAR

Interior shown is Defender 110 SE with Acorn grained leather seats and Lunar interior with cross car beam in Light Grey Powder Coat Brushed finish.

Image shows discontinued Robust Canvas seat facings. For colourway reference only. Please check current specifications with your Land Rover Retailer.



DESIGN

ACCESSORY PACKS

CAPABILITY

PRACTICALITY

TECHNOLOGY

PERSONALISATION

KHAKI/EBONY

Interior shown is Defender 110 SE with Khaki grained leather seats and Ebony interior with cross car beam in Light Grey Powder Coat Brushed finish.

Image shows discontinued Robust Canvas seat facings. For colourway reference only. Please check current specifications with your Land Rover Retailer.



DESIGN

ACCESSORY PACKS

CAPABILITY

PRACTICALITY

TECHNOLOGY

PERSONALISATION

EBONY/EBONY (DEFENDER X-DYNAMIC ONLY)

Interior shown is Defender 110 X-Dynamic HSE with Ebony/Ebony Windsor leather and Robustec seats and Ebony interior with cross car beam in Light Grey Powder Coat Brushed finish.



DESIGN

ACCESSORY PACKS

CAPABILITY

PRACTICALITY

TECHNOLOGY

PERSONALISATION

VINTAGE TAN/EBONY (DEFENDER X ONLY)

Interior shown is Defender 110 X with Vintage Tan/Ebony Windsor leather and Steelcut premium textile seats and Ebony interior with cross car beam in Dark Grey Powder Coat Brushed finish.



DESIGN

ACCESSORY PACKS

CAPABILITY

PRACTICALITY

TECHNOLOGY

PERSONALISATION

EBONY/EBONY (DEFENDER V8 MODELS ONLY)

Interior shown is Defender 110 V8 with Ebony Windsor leather, Dinamica® suedecloth and Robustec seats and Ebony interior with cross car beam in Satin Black Powder Coat Brushed finish.



DESIGN

ACCESSORY PACKS

CAPABILITY

PRACTICALITY

TECHNOLOGY

PERSONALISATION

WHEELS AND TYRES

There's a choice of 14 wheels* across four sizes (18" - 22"), including our 18" White steel wheels. With an 815mm diameter, our toughest and most durable tyre family yet comes as standard.

The full-size spare wheel is mounted on the side-opening rear tailgate, so it's easily accessible.

*Model dependent.
Wheel shown is 20" Style 5098, 5 Spoke, in Satin Dark Grey.



18" STYLE 5093,
GLOSS WHITE, STEEL



18" STYLE 5094, 5 SPOKE,
SATIN DARK GREY



19" STYLE 6009, 6 SPOKE,
GLOSS SPARKLE SILVER



19" STYLE 6010, 6 SPOKE,
GLOSS SPARKLE SILVER



19" STYLE 6010, 6 SPOKE,
GLOSS BLACK



20" STYLE 5094, 5 SPOKE,
GLOSS SPARKLE SILVER



DESIGN

ACCESSORY PACKS

CAPABILITY

PRACTICALITY

TECHNOLOGY

PERSONALISATION

20" STYLE 5098, 5 SPOKE,
GLOSS SPARKLE SILVER



20" STYLE 5098, 5 SPOKE,
SATIN DARK GREY
Off-road tyres are required if fitted on V8 models.



20" STYLE 5094, 5 SPOKE,
SATIN DARK GREY



20" STYLE 6011, 6 SPOKE, GLOSS BLACK
Only available with all-season tyres.



20" STYLE 5095, 5 SPLIT-SPOKE,
GLOSS DARK GREY WITH CONTRAST
DIAMOND TURNED FINISH



22" STYLE 5098, 5 SPOKE,
GLOSS SPARKLE SILVER
Only available with all-season tyres.



22" STYLE 5098, 5 SPOKE, GLOSS BLACK
Only available with all-season tyres.



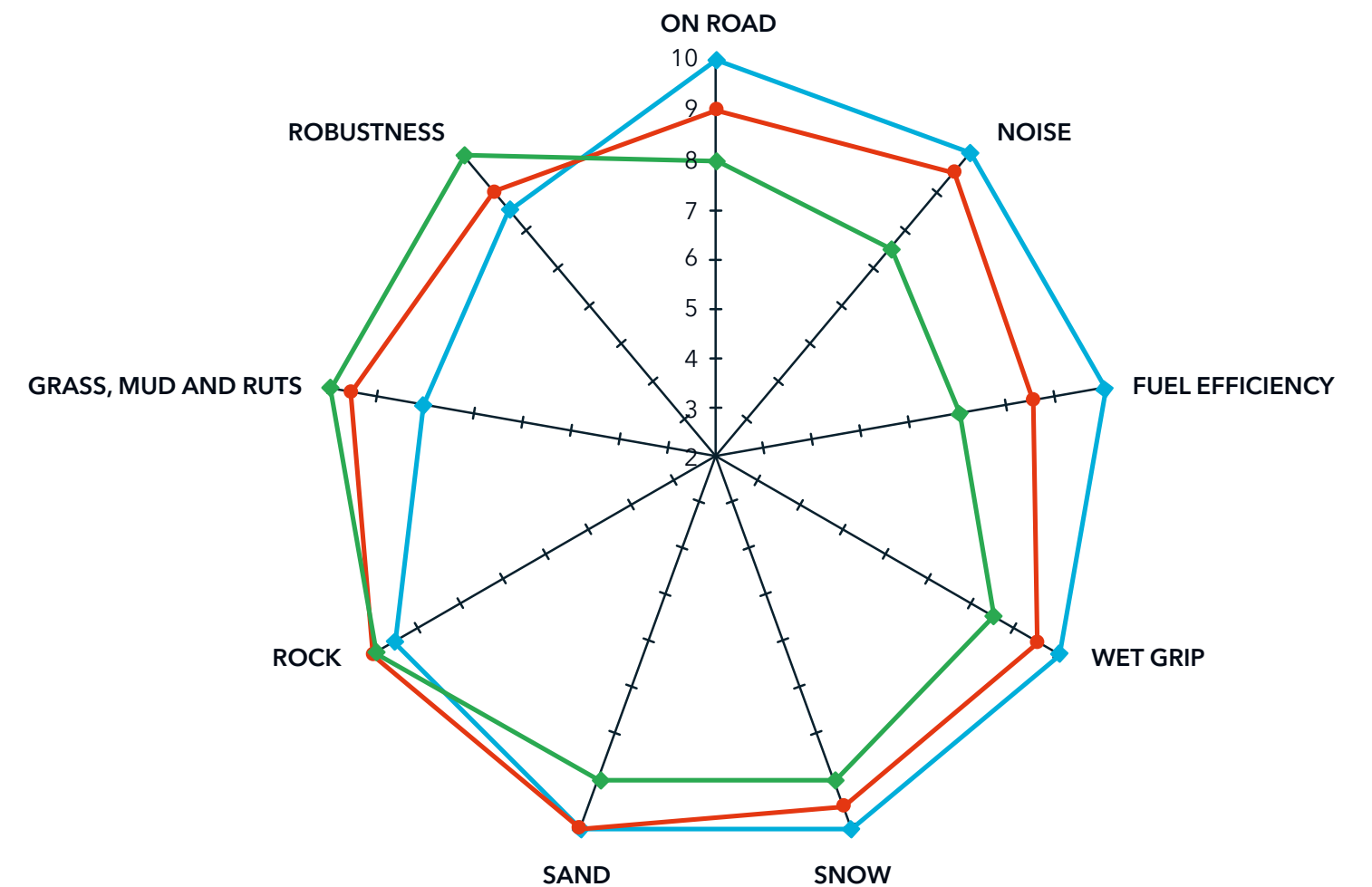
22" STYLE 5098, 5 SPOKE,
SATIN DARK GREY
Only available with all-season tyres.





TYRES

For the toughest demands. The most capable and tough vehicle needs tyres which are just as robust. That's why Land Rover Defender is equipped with 815mm diameter tyres as standard. They improve ground clearance, off-road geometry and traction. An increased sidewall depth also means the vehicle is less prone to punctures and can withstand more damage.



Distance from the centre indicates level of performance - 10 being best.

- All-Season (Standard fitment - Band A)
- Off-Road (Option fitment - Band C)
- Professional Off-Road (Retailer fitment only - Band E)



DESIGN

ACCESSORY PACKS

CAPABILITY


PRACTICALITY

TECHNOLOGY

PERSONALISATION

ACCESSORIES

A world of accessories. Your way.

 BUILD YOUR OWN

DESIGN

ACCESSORY PACKS

CAPABILITY

PRACTICALITY

TECHNOLOGY

PERSONALISATION



Inflatable Waterproof Awning – Can be quickly deployed and fits to either the side or rear of the vehicle.

Chequer Body Protection Kit – Enjoy your adventure without worrying about the paintwork. This kit features additional protection for Defender's exterior.

Deployable Side Steps¹ – These smart, practical steps make it easier to get in and out of the vehicle. Neatly stowed under the sills, the side steps automatically deploy as the door is opened, or when activated by the key fob.

Integrated Air Compressor² – Fitted in the loadspace and can be used to inflate vehicle tyres, bike tyres, airbeds and other inflatable items.

Luxury Carpet Mats – Ebony, deep pile carpet mats with Bright finish Land Rover ingot branding. These durable mats also come fitted with protective rubber backing.

Illuminated Treadplates – The sill treadplates feature an illuminated DEFENDER script to the driver and front passenger side of the vehicle.

Seat Covers – Easily fitted and can be wiped clean. Help to protect seats from mud, dirt and wear and tear.

¹Defender 110 only. ²Not available with PHEV.



DESIGN


ACCESSORY PACKS

CAPABILITY

PRACTICALITY

TECHNOLOGY

PERSONALISATION



Aqua Sports Carrier¹ – Carries a sailboard, canoe or kayak. Includes lockable multi-purpose holder to carry oars or paddles. Tilts to facilitate easy loading/unloading. Features lockable straps and rubber supports to maintain optimum weight distribution whilst protecting the equipment and vehicle from scratches/scuffs. Maximum load capacity 45kg.

Ski/Snowboard Carrier¹ – Carries four pairs of skis or two snowboards and incorporates slider rails for easy loading and is also lockable for security. Maximum load capacity 36kg.

Wheel Mounted Bike Carrier¹ – Roof mounted, lockable bike carrier designed for holding a single bike, up to 20kg.

Luggage Roof Box¹² – Power-click quick mounting system with integrated torque indicator for easy and secure fixation with a single-handed grip. Opens from both sides with handles on the lid and inside the box, for convenient fitting, loading and unloading. Integrated base mat for extra secure loading. 410 litre capacity.

¹Requires Roof Rails and Cross Bars. Not available on V8 Models. Defender V8 models have no dynamic roof loading capacity. ²Not compatible with Expedition Roof Rack.



DESIGN

ACCESSORY PACKS

CAPABILITY

PRACTICALITY

TECHNOLOGY

PERSONALISATION

Detachable Tow Bar - Convenient. Easy to use. The Detachable Tow Bar maintains the vehicle's exterior design when removed or when stowed.

Electrically Deployable Tow Bar - Stowed discreetly behind the rear bumper, providing a clean finish. It is designed to deploy/stow in 12 seconds and is operated via a switch in the rear loadspace, or by the infotainment system in the cabin.

Multi-Height Tow Bar - The Multi-Height Tow Bar offers three towing height positions which you can swap easily between.



SAFE. COMFORTABLE. EVEN FOR YOUR PETS

Pet Loadspace Protection Pack* – Protect your loadspace from wet and muddy paws. This pack combines the Quilted Loadspace Liner, Spill Resistant Water Bowl and Luggage Partition - Full Height.

Pet Transportation Pack* – Effortless. Anywhere. This pack allows you to transport your pets with absolute ease. It combines the Foldable Pet Carrier, Spill Resistant Water Bowl and Loadspace Rubber Mat.

Pet Care and Access Pack* – Ensure your pet has a comfortable and stress-free journey with the Quilted Loadspace Liner, Pet Access Ramp, Portable Rinse System and Luggage Partition - Full Height.

*Defender 110 only. Not available with PHEV.



DESIGN

ACCESSORY PACKS

CAPABILITY

PRACTICALITY

TECHNOLOGY

PERSONALISATION

ABOVE & BEYOND COLLECTION

Embodying Land Rover Defender’s sheer strength, our Above & Beyond Collection includes clothing and technical gifts. Each one proudly represents the vehicle’s character.

Items from the Above & Beyond Collection are featured throughout this piece.

EXPLORE THE COLLECTION





Rodinia Hybrid Jacket - Ultimate versatility. Both showerproof and windproof, with quick-burst zip technology that changes the jacket into a gilet in one quick motion.

Above & Beyond Belt - Featuring the world's safest and strongest ANSI COBRA® buckle, made from heavy-grade nylon, this item is supremely capable. Tested to extremes.

Above & Beyond Pen - Superbly crafted. Underwater, upside down, through extremes of heat and cold - made with aircraft-grade aluminium, it will write wherever you want.

Reversible Base Layer - Designed to keep you warm or cool, the base layer adapts to your environment. Constructed with Merino wool and high-performance fabrics with wicking qualities.

Mirovia Seam Sealed Backpack - Resiliently protective. Its large, water-resistant roll top and heat-sealed seamed construction help defend contents from the elements.

Above & Beyond Flask - Essential for all journeys, made from double-walled stainless steel with a 500ml capacity. Robust construction for all environments with a paracord for ease of carrying.



PROUD PARTNERS

TUSK

Land Rover is a proud global partner of Tusk. Since its formation in 1990, the charity has raised over US\$100m. Through progressive conservation initiatives, Tusk provides resources that empower communities and individuals as they strive to build a sustainable future for the African continent and its wildlife. For decades Land Rover Defenders have tackled challenging terrains and allowed Tusk project managers to carry out vital field work.



DESIGN

ACCESSORY PACKS

CAPABILITY

PRACTICALITY

TECHNOLOGY

PERSONALISATION



BUILD YOUR OWN

Use the configurator to design your perfect Defender.



FIND A RETAILER

Search for a Land Rover Retailer near you.



COMPARE OUR VEHICLES

Select up to three Land Rover vehicles and compare them side by side.



BOOK A TEST DRIVE

Arrange a test drive through your local Land Rover Retailer.

YOUR PEACE OF MIND

[> CUSTOMER SERVICE](#)

[> LAND ROVER ROADSIDE ASSISTANCE](#)

[> LAND ROVER FINANCIAL SERVICES](#)

[> LAND ROVER FLEET & BUSINESS](#)



DESIGN

ACCESSORY PACKS

CAPABILITY

PRACTICALITY

TECHNOLOGY

PERSONALISATION

IMPORTANT NOTICE: Jaguar Land Rover Limited is constantly seeking ways to improve the specification, design and production of its vehicles, parts and accessories, and alterations take place continually. Whilst every effort is made to produce up-to-date literature, this brochure should not be regarded as an infallible guide to current specifications or availability, nor does it constitute an offer for the sale of any particular vehicle, part or accessory. Distributors and Retailers are not agents of Jaguar Land Rover Limited by any express or implied undertaking or representation.

COLOURS: Image colours reproduced here are provided for illustrative purposes only. Colours are reproduced on-screen and may therefore vary compared to the actual finish. The company reserves the right to alter or withdraw any colour finish without notice. Some of these colours may not be obtainable in your country. Please check availability of colours and current specifications with your Land Rover Retailer. Distributors and Retailers are not agents of Jaguar Land Rover Limited and have absolutely no authority to bind Jaguar Land Rover Limited to any express or implied undertaking or representation.

Information and images displayed in relation to the Pivi Pro technology, including Touchscreen, App screens, or sequences are subject to regular software updates, version control and other system/visual changes depending on options selected.

Optional features and their availability may differ by vehicle specification (model and powertrain), or require the installation of other features in order to be fitted. Please contact your local Retailer for more details, or configure your vehicle online. All in-car features should be used by drivers only when safe for them to do so. Drivers must ensure they are in full control of the vehicle at all times. Certain features require an appropriate SIM with a suitable data contract, which will require a further subscription after the initial term advised by your Retailer.

Castrol EDGE Professional exclusively recommended by Land Rover.
Android™ is a trademark of Google LLC.
ANSI Cobra © 2019 AUSTRIALPIN.
Apple® is a registered trademark of Apple Inc., registered in the US and other countries.
Meridian™ is a registered trademark of Meridian Audio Ltd.
Trifield™ and the three fields device is a trademark of Trifield Productions Ltd.
Musto® is a trademark of Musto Limited.

Vehicle shown is Defender 110 X in Gondwana Stone with optional features fitted.

Jaguar Land Rover Limited
Registered Office: Abbey Road, Whitley,
Coventry CV3 4LF United Kingdom.

Registered in England: Number 1672070
landrover.co.uk

© Copyright Jaguar Land Rover Limited 2020.
1L6632200000BGBEN01P
22MY / February 2021



DESIGN

ACCESSORY PACKS

CAPABILITY

PRACTICALITY

TECHNOLOGY

PERSONALISATION

TECHNICAL SPECIFICATION 2021
LAND ROVER DEFENDER



ABOVE & BEYOND

DEFENDER



DEFENDER 90 TECHNICAL SPECIFICATION

ENGINE		
Transmission		
Driveline		
Maximum power (HP/rpm)		
Maximum torque (Nm/rpm)		
Capacity (cc)		
No. of cylinders/Valves per cylinder		
Cylinder layout		
Bore/stroke (mm)		
Compression ratio (:1)		
Fuel tank capacity - useable litres		
Diesel Exhaust Fluid (DEF) - useable litres		
Diesel Particulate Filter (DPF)		
FUEL ECONOMY - WLTP*		
Seating		
WLTP Consumption Test Energy	Low	mpg (l/100km)
	Medium	mpg (l/100km)
	High	mpg (l/100km)
	Extra High	mpg (l/100km)
	Combined	mpg (l/100km)
WLTP CO ₂ Emissions	Combined	g/km

DIESEL MHEV		
D200		D250
Automatic		Automatic
All Wheel Drive (AWD)		All Wheel Drive (AWD)
200/4,000		249/4,000
500/1,250-2,500		570/1,250-2,250
2,996		2,996
6/4		6/4
In-line		In-line
83.0/92.31		83.0/92.31
15.5		15.5
89		89
20.7		20.7
■		■
5/6		5/6
23.9 - 23.0 (11.8 - 12.3)/23.9 - 22.8 (11.8 - 12.4)		23.9 - 23.0 (11.8 - 12.3)/23.9 - 22.8 (11.8 - 12.4)
34.0 - 32.1 (8.3 - 8.8)/33.6 - 32.1 (8.4 - 8.8)		34.0 - 32.1 (8.3 - 8.8)/33.6 - 32.1 (8.4 - 8.8)
40.9 - 37.2 (6.9 - 7.6)/40.4 - 36.7 (7.0 - 7.7)		40.9 - 37.2 (6.9 - 7.6)/40.4 - 36.7 (7.0 - 7.7)
31.0 - 28.5 (9.1 - 9.9)/31.0 - 28.5 (9.1 - 9.9)		31.0 - 28.5 (9.1 - 9.9)/31.0 - 28.5 (9.1 - 9.9)
32.8 - 30.4 (8.6 - 9.3)/32.5 - 30.4 (8.7 - 9.3)		32.8 - 30.4 (8.6 - 9.3)/32.5 - 30.4 (8.7 - 9.3)
226 - 243/227 - 244		226 - 243/227 - 244

■ Standard

*The figures provided are as a result of official manufacturer’s tests in accordance with EU legislation. For comparison purposes only. Real world figures may differ. CO₂ and fuel economy figures may vary according to factors such as driving styles, environmental conditions, load, wheel fitment and accessories fitted.

Some features on images may vary between optional and standard for different model years and due to the impact of Covid-19, many of our images have not been updated to reflect 22MY specifications. Please refer to the car configurator and additionally consult your local Retailer for detailed 22MY specifications and do not base an order on website imagery alone. Jaguar Land Rover Limited is constantly seeking ways to improve the specification, design and production of its vehicles, parts and accessories and alterations take place continually, and we reserve the right to change without notice.

DEFENDER 90 TECHNICAL SPECIFICATION

PERFORMANCE

Acceleration (secs) 0-60mph (0-100km/h)

Maximum speed mph (km/h)

BRAKES

Front type

Front diameter (mm)

Rear type

Rear diameter (mm)

Park Brake

WEIGHTS (kg)^{††}

Seating

Unladen weight (EU)[‡]

Unladen weight (DIN)^{‡‡}

Gross Vehicle Weight (GVW)

Maximum Payload^Δ

TOWING (kg)

Seating

Unbraked trailer

Maximum towing

Maximum coupling point/nose weight

Maximum vehicle and trailer combination

ROOF CARRYING (kg)

Maximum roof load (including cross bars)

Maximum dynamic roof load (including Expedition Roof Rack)

Maximum static roof load (including Expedition Roof Rack)

DIESEL MHEV	
D200	D250
9.1 (9.8)	7.6 (8.0)
109 (175)	117 (188)
Twin piston sliding fist caliper*	Twin piston sliding fist caliper*
349**	349**
Single piston sliding fist with iEPB and ventilated disc	Single piston sliding fist with iEPB and ventilated disc
325 [†]	325 [†]
Integrated Electric Parking Brake (iEPB)	Integrated Electric Parking Brake (iEPB)
5/6	5/6
2,303/2,326	2,303/2,326
2,228/2,251	2,228/2,251
2,970/3,050	2,970/3,050
Up to 700	Up to 700
5/6	5/6
750	750
3,500	3,500
150	150
6,470/6,550	6,470/6,550
80/100 [◊]	80/100 [◊]
80/118 [▲]	80/118 [▲]
300	300

*6 piston opposed monobloc caliper when fitted with 22" wheels.
**380mm when fitted with 22" wheels.
[†]365mm when fitted with 22" wheels.
^{††}Weights reflect vehicles to standard specifications. Optional extras increase weight.
[‡]Includes a 75kg driver, full fluids and 90% fuel.
^{‡‡}Includes full fluids and 90% fuel.
^ΔDependent on specifications and seating configuration.
[◊]Roof load allows for up to 100kg when fitted Off-road tyres.
[▲]Dynamic roof load allows for up to 118kg when fitted with Off-road tyres.

DEFENDER 90 TECHNICAL SPECIFICATION

ENGINE

Transmission
Driveline
Maximum power (HP/rpm)
Maximum torque (Nm/rpm)
Capacity (cc)
No. of cylinders/Valves per cylinder
Cylinder layout
Bore/stroke (mm)
Compression ratio (:1)
Fuel tank capacity - useable litres
Diesel Exhaust Fluid (DEF) - useable litres
Diesel Particulate Filter (DPF)

FUEL ECONOMY - WLTP*

Seating		
WLTP Consumption Test Energy	Low	mpg (l/100km)
	Medium	mpg (l/100km)
	High	mpg (l/100km)
	Extra High	mpg (l/100km)
	Combined	mpg (l/100km)
WLTP CO ₂ Emissions	Combined	g/km

DIESEL MHEV
D300
Automatic
All Wheel Drive (AWD)
300/4,000
650/1,500-2,500
2,996
6/4
In-line
83.0/92.31
15.5
89
20.7
■
5/6
23.9 - 23.0 (11.8 - 12.3)/23.7 - 22.8 (11.9 - 12.4)
33.6 - 32.1 (8.4 - 8.8)/33.6 - 32.1 (8.4 - 8.8)
40.4 - 37.2 (7.0 - 7.6)/40.4 - 36.7 (7.0 - 7.7)
31.0 - 28.5 (9.1 - 9.9)/31.0 - 28.5 (9.1 - 9.9)
32.8 - 30.4 (8.6 - 9.3)/32.5 - 30.4 (8.7 - 9.3)
226 - 243/228 - 244

■ Standard

*The figures provided are as a result of official manufacturer’s tests in accordance with EU legislation. For comparison purposes only. Real world figures may differ. CO₂ and fuel economy figures may vary according to factors such as driving styles, environmental conditions, load, wheel fitment and accessories fitted.

DEFENDER 90 TECHNICAL SPECIFICATION

PERFORMANCE

Acceleration (secs) 0-60mph (0-100km/h)

Maximum speed mph (km/h)

BRAKES

Front type

Front diameter (mm)

Rear type

Rear diameter (mm)

Park Brake

WEIGHTS (kg)^{††}

Seating

Unladen weight (EU)[‡]

Unladen weight (DIN)^{‡‡}

Gross Vehicle Weight (GVW)

Maximum Payload^Δ

TOWING (kg)

Seating

Unbraked trailer

Maximum towing

Maximum coupling point/nose weight

Maximum vehicle and trailer combination

ROOF CARRYING (kg)

Maximum roof load (including cross bars)

Maximum dynamic roof load (including Expedition Roof Rack)

Maximum static roof load (including Expedition Roof Rack)

DIESEL MHEV	
D300	
6.3 (6.7)	
119 (191)*	
4 piston opposed 2 piece caliper	
363**	
Single piston sliding fist with iEPB and ventilated disc	
350 [†]	
Integrated Electric Parking Brake (iEPB)	
5/6	
2,303/2,326	
2,228/2,251	
2,970/3,050	
Up to 700	
5/6	
750	
3,500	
150	
6,470/6,550	
80/100 [◊]	
80/118 [▲]	
300	

*Max speed is 130mph (209km/h) when fitted with 22" wheels.
**380mm when fitted with 22" wheels.
[†]365mm when fitted with 22" wheels.
^{††}Weights reflect vehicles to standard specifications. Optional extras increase weight.
[‡]Includes a 75kg driver, full fluids and 90% fuel.
^{‡‡}Includes full fluids and 90% fuel.
^ΔDependent on specifications and seating configuration.
[◊]Roof load allows for up to 100kg when fitted Off-road tyres.
[▲]Dynamic roof load allows for up to 118kg when fitted with Off-road tyres.

DEFENDER 90 TECHNICAL SPECIFICATION

ENGINE

Transmission
Driveline
Maximum power (HP/rpm)
Maximum torque (Nm/rpm)
Capacity (cc)
No. of cylinders/Valves per cylinder
Cylinder layout
Bore/stroke (mm)
Compression ratio (:1)
Fuel tank capacity - useable litres

FUEL ECONOMY - WLTP*

Seating		
WLTP Consumption Test Energy	Low	mpg (l/100km)
	Medium	mpg (l/100km)
	High	mpg (l/100km)
	Extra High	mpg (l/100km)
	Combined	mpg (l/100km)
WLTP CO ₂ Emissions	Combined	g/km

PETROL
P300
Automatic
All Wheel Drive (AWD)
300/5,500
400/1,500-4,500
1,997
4/4
In-line
83.0/92.29
9.5+/-0.5
90

5/6
19.3 - 18.7 (14.6 - 15.1)/19.3-18.7 (14.6-15.1)
26.2 - 24.1 (10.8 - 11.7)/26.2 - 24.1 (10.8 - 11.7)
28.5 - 25.9 (9.9 - 10.9)/28.5 - 25.9 (9.9 - 10.9)
23.3 - 21.4 (12.1 - 13.2)/23.3 - 21.4 (12.1 - 13.2)
24.6 - 22.8 (11.5 - 12.4)/24.6 - 22.8 (11.5 - 12.4)
259 - 280/259 - 281

PETROL MHEV
P400
Automatic
All Wheel Drive (AWD)
400/5,500-6,500
550/2,000-5,000
2,995
6/4
In-line
83.0/92.29
10.5
90

5/6
19.3 - 18.2 (14.6 - 15.5)/19.2 - 18.2 (14.7 - 15.5)
27.2 - 25.4 (10.4 - 11.1)/26.9 - 25.2 (10.5 - 11.2)
30.4 - 28.0 (9.3 - 10.1)/30.4 - 28.0 (9.3 - 10.1)
24.6 - 22.2 (11.5 - 12.7)/24.4 - 22.2 (11.6 - 12.7)
25.7 - 23.7 (11.0 - 11.9)/25.4 - 23.5 (11.1 - 12.0)
251 - 271/252 - 272

*The figures provided are as a result of official manufacturer’s tests in accordance with EU legislation. For comparison purposes only. Real world figures may differ. CO₂ and fuel economy figures may vary according to factors such as driving styles, environmental conditions, load, wheel fitment and accessories fitted.

DEFENDER 90 TECHNICAL SPECIFICATION

PERFORMANCE

Acceleration (secs) 0-60mph (0-100km/h)
Maximum speed mph (km/h)

BRAKES

Front type
Front diameter (mm)
Rear type
Rear diameter (mm)
Park Brake

WEIGHTS (kg)[‡]

Seating
Unladen weight (EU) ^{‡‡}
Unladen weight (DIN) ^Δ
Gross Vehicle Weight (GVW)
Maximum Payload ^{ΔΔ}

TOWING (kg)

Seating
Unbraked trailer
Maximum towing
Maximum coupling point/nose weight
Maximum vehicle and trailer combination

ROOF CARRYING (kg)

Maximum roof load (including cross bars)
Maximum dynamic roof load (including Expedition Roof Rack)
Maximum static roof load (including Expedition Roof Rack)

PETROL	PETROL MHEV
P300	P400
6.7 (7.1)	5.7 (6.0)
119 (191)	119 (191)*
Twin piston sliding fist caliper**	4 piston opposed 2 piece caliper
349 [†]	363 [†]
Single piston sliding fist with iEPB and ventilated disc	Single piston sliding fist with iEPB and ventilated disc
325 ^{††}	350 ^{††}
Integrated Electric Parking Brake (iEPB)	Integrated Electric Parking Brake (iEPB)
5/6	5/6
2,140/2,162	2,245/2,268
2,065/2,087	2,170/2,193
2,910/2,950	2,970/3,000
Up to 800	Up to 750
5/6	5/6
750	750
3,500	3,500
150	150
6,410/6,450	6,470/6,500
80/100 [◊]	80/100 [◊]
80/118 ^{◊◊}	80/118 ^{◊◊}
300	300

*Max speed is 130mph (209km/h) when fitted with 22" wheels.
**6 piston opposed monobloc caliper when fitted with 22" wheels.
†380mm when fitted with 22" wheels.
††365mm when fitted with 22" wheels.
‡Weights reflect vehicles to standard specifications. Optional extras increase weight.
‡‡Includes a 75kg driver, full fluids and 90% fuel.
ΔIncludes full fluids and 90% fuel.
ΔΔDependent on specifications and seating configuration.
◊Roof load allows for up to 100kg when fitted Off-road tyres.
◊◊Dynamic roof load allows for up to 118kg when fitted with Off-road tyres.

DEFENDER 90 TECHNICAL SPECIFICATION

ENGINE

Transmission
Driveline
Maximum power (HP/rpm)
Maximum torque (Nm/rpm)
Capacity (cc)
No. of cylinders/Valves per cylinder
Cylinder layout
Bore/stroke (mm)
Compression ratio (:1)
Fuel tank capacity - useable litres

FUEL ECONOMY - WLTP*

Seating		
WLTP Consumption Test Energy	Low	mpg (l/100km)
	Medium	mpg (l/100km)
	High	mpg (l/100km)
	Extra High	mpg (l/100km)
	Combined	mpg (l/100km)
WLTP CO ₂ Emissions	Combined	g/km

PETROL
V8 P525
Automatic
All Wheel Drive (AWD)
525/6,000-6,500
625/2,500-5,500
4,999.7
8/4
Longitudinal V8
92.5/93.0
9.5
90
5
13.2 - 13.1 (21.4 - 21.6)
20.0 - 19.8 (14.1 - 14.3)
23.0 - 22.2 (12.3 - 12.7)
20.0 - 19.5 (14.1 - 14.5)
19.5 - 19.1 (14.5 - 14.8)
327 - 335

*The figures provided are as a result of official manufacturer’s tests in accordance with EU legislation. For comparison purposes only. Real world figures may differ. CO₂ and fuel economy figures may vary according to factors such as driving styles, environmental conditions, load, wheel fitment and accessories fitted.

DEFENDER 90 TECHNICAL SPECIFICATION

PERFORMANCE

Acceleration (secs) 0-60mph (0-100km/h)

Maximum speed mph (km/h)

BRAKES

Front type

Front diameter (mm)

Rear type

Rear diameter (mm)

Park Brake

WEIGHTS (kg)**

Seating

Unladen weight (EU)†

Unladen weight (DIN)††

Gross Vehicle Weight (GVW)

Maximum Payload‡

TOWING (kg)

Seating

Unbraked trailer

Maximum towing

Maximum coupling point/nose weight

Maximum vehicle and trailer combination

ROOF CARRYING (kg)

Maximum roof load

Maximum static roof load

PETROL
V8 P525
4.9 (5.2)
149 (240)*
6 piston opposed monobloc caliper and ventilated disc
380
Single piston sliding fist with iEPB and ventilated disc
365
Integrated Electric Parking Brake (iEPB)
5
2,546
2,471
3,040
Up to 550
5
750
3,500
150
6,540
0‡‡
300

*Max speed is 119mph (191km/h) when fitted with 20" wheels.
**Weights reflect vehicles to standard specifications. Optional extras increase weight.
†Includes a 75kg driver, full fluids and 90% fuel.
††Includes full fluids and 90% fuel.
‡Dependent on specifications and seating configuration.
‡‡Defender V8 models have no dynamic roof loading capacity.

DEFENDER 110 TECHNICAL SPECIFICATION

ENGINE

Transmission
Driveline
Maximum power (HP/rpm)
Maximum torque (Nm/rpm)
Capacity (cc)
No. of cylinders/Valves per cylinder
Cylinder layout
Bore/stroke (mm)
Compression ratio (:1)
Fuel tank capacity - useable litres
Diesel Exhaust Fluid (DEF) - useable litres
Diesel Particulate Filter (DPF)

FUEL ECONOMY - WLTP*

Seating		
WLTP Consumption Test Energy	Low	mpg (l/100km)
	Medium	mpg (l/100km)
	High	mpg (l/100km)
	Extra High	mpg (l/100km)
	Combined	mpg (l/100km)
WLTP CO ₂ Emissions	Combined	g/km

DIESEL MHEV		
D200		D250
Automatic		Automatic
All Wheel Drive (AWD)		All Wheel Drive (AWD)
200/4,000		249/4,000
500/1,250-2,500		570/1,250-2,250
2,996		2,996
6/4		6/4
In-line		In-line
83.0/92.31		83.0/92.31
15.5		15.5
89		89
20.7		20.7
■		■
5/5 + 2		5/5 + 2
23.5 - 22.4 (12.0 - 12.6)/23.3 - 22.2 (12.1 - 12.7)		23.5 - 22.4 (12.0 - 12.6)/23.3 - 22.2 (12.1 - 12.7)
33.2 - 31.4 (8.5 - 9.0)/32.8 - 31.4 (8.6 - 9.0)		33.2 - 31.4 (8.5 - 9.0)/32.8 - 31.4 (8.6 - 9.0)
39.8 - 36.2 (7.1 - 7.8)/39.2 - 35.8 (7.2 - 7.9)		39.8 - 36.2 (7.1 - 7.8)/39.2 - 35.8 (7.2 - 7.9)
30.7 - 28.2 (9.2 - 10.1)/30.7 - 28.2 (9.2 - 10.0)		30.7 - 28.2 (9.2 - 10.0)/30.7 - 28.2 (9.2 - 10.0)
32.1 - 29.7 (8.8 - 9.5)/32.1 - 29.7 (8.8 - 9.5)		32.1 - 29.7 (8.8 - 9.5)/32.1 - 29.7 (8.8 - 9.5)
230 - 248/232 - 250		230 - 248/232 - 250

■ Standard

*The figures provided are as a result of official manufacturer’s tests in accordance with EU legislation. For comparison purposes only. Real world figures may differ. CO₂ and fuel economy figures may vary according to factors such as driving styles, environmental conditions, load, wheel fitment and accessories fitted.

DEFENDER 110 TECHNICAL SPECIFICATION

PERFORMANCE

Acceleration (secs) 0-60mph (0-100km/h)
Maximum speed mph (km/h)

BRAKES

Front type
Front diameter (mm)
Rear type
Rear diameter (mm)
Park Brake

WEIGHTS (kg)^{††}

Seating
Unladen weight (EU) [‡]
Unladen weight (DIN) ^{‡‡}
Gross Vehicle Weight (GVW)
Maximum Payload ^Δ

TOWING (kg)

Seating
Unbraked trailer
Maximum towing
Maximum coupling point/nose weight
Maximum vehicle and trailer combination

ROOF CARRYING (kg)

Maximum roof load (including cross bars)
Maximum dynamic roof load (including Expedition Roof Rack)
Maximum static roof load (including Expedition Roof Rack)

DIESEL MHEV	
D200	D250
9.5 (10.2)	7.9 (8.3)
109 (175)	117 (188)
Twin piston sliding fist caliper*	Twin piston sliding fist caliper*
349**	349**
Single piston sliding fist with iEPB and ventilated disc	Single piston sliding fist with iEPB and ventilated disc
325 [†]	325 [†]
Integrated Electric Parking Brake (iEPB)	Integrated Electric Parking Brake (iEPB)
5/5 + 2	5/5 + 2
2,415/2,471	2,415/2,471
2,340/2,396	2,340/2,396
3,200/3,280	3,200/3,280
Up to 800	Up to 800
5/5 + 2	5/5 + 2
750	750
3,500	3,500
150	150
6,700/6,780	6,700/6,780
100	100
100/168 [◊]	100/168 [◊]
300	300

*6 piston opposed monobloc caliper when fitted with 22" wheels.
**380mm when fitted with 22" wheels.
[†]365mm when fitted with 22" wheels.
^{††}Weights reflect vehicles to standard specifications. Optional extras increase weight.
[‡]Includes a 75kg driver, full fluids and 90% fuel.
^{‡‡}Includes full fluids and 90% fuel.
^ΔDependent on specifications and seating configuration.
[◊]Dynamic roof load allows for up to 168kg when fitted with Off-road tyres.

DEFENDER 110 TECHNICAL SPECIFICATION

ENGINE

Transmission
Driveline
Maximum power (HP/rpm)
Maximum torque (Nm/rpm)
Capacity (cc)
No. of cylinders/Valves per cylinder
Cylinder layout
Bore/stroke (mm)
Compression ratio (:1)
Fuel tank capacity - useable litres
Diesel Exhaust Fluid (DEF) - useable litres
Diesel Particulate Filter (DPF)

FUEL ECONOMY - WLTP*

Seating		
WLTP Consumption Test Energy	Low	mpg (l/100km)
	Medium	mpg (l/100km)
	High	mpg (l/100km)
	Extra High	mpg (l/100km)
	Combined	mpg (l/100km)
WLTP CO ₂ Emissions	Combined	g/km

DIESEL MHEV
D300
Automatic
All Wheel Drive (AWD)
300/4,000
650/1,500-2,500
2,996
6/4
In-line
83.0/92.31
15.5
89
20.7
■
5/5 + 2
23.5 - 22.4 (12.0 - 12.6)/23.3 - 22.2 (12.1 - 12.7)
33.2 - 31.4 (8.5 - 9.0)/32.8 - 31.4 (8.6 - 9.0)
39.8 - 36.2 (7.1 - 7.8)/39.2 - 35.8 (7.2 - 7.9)
30.7 - 28.2 (9.2 - 10.0)/30.7 - 28.2 (9.2 - 10.0)
32.1 - 29.7 (8.8 - 9.5)/31.7 - 29.7 (8.9 - 9.5)
230 - 248/232 - 250

■ Standard

*The figures provided are as a result of official manufacturer’s tests in accordance with EU legislation. For comparison purposes only. Real world figures may differ. CO₂ and fuel economy figures may vary according to factors such as driving styles, environmental conditions, load, wheel fitment and accessories fitted.

DEFENDER 110 TECHNICAL SPECIFICATION

PERFORMANCE

Acceleration (secs) 0-60mph (0-100km/h)

Maximum speed mph (km/h)

BRAKES

Front type

Front diameter (mm)

Rear type

Rear diameter (mm)

Park Brake

WEIGHTS (kg)†

Seating

Unladen weight (EU)‡

Unladen weight (DIN)⁴

Gross Vehicle Weight (GVW)

Maximum Payload⁵

TOWING (kg)

Seating

Unbraked trailer

Maximum towing

Maximum coupling point/nose weight

Maximum vehicle and trailer combination

ROOF CARRYING (kg)

Maximum roof load (including cross bars)

Maximum dynamic roof load (including Expedition Roof Rack)

Maximum static roof load (including Expedition Roof Rack)

DIESEL MHEV	
D300	
6.6 (7.0)	
119 (191)*	
4 piston opposed 2 piece caliper**	
363†	
Single piston sliding fist with iEPB and ventilated disc	
350††	
Integrated Electric Parking Brake (iEPB)	
5/5 + 2	
2,415/2,471	
2,340/2,396	
3,200/3,280	
Up to 800	
5/5 + 2	
750	
3,500	
150	
6,700/6,780	
100	
100/168▲	
300	

*Max speed is 130mph (209km/h) when fitted with 22" wheels.
**6 piston opposed monobloc caliper when fitted with 22" wheels.
†380mm when fitted with 22" wheels.
††365mm when fitted with 22" wheels.
‡Weights reflect vehicles to standard specifications. Optional extras increase weight.
‡‡Includes a 75kg driver, full fluids and 90% fuel.
⁴Includes full fluids and 90% fuel.
⁵Dependent on specifications and seating configuration.
▲Dynamic roof load allows for up to 168kg when fitted with Off-road tyres.

DEFENDER 110 TECHNICAL SPECIFICATION

ENGINE

Transmission
Driveline
Maximum power (HP/rpm)
Maximum torque (Nm/rpm)
Capacity (cc)
No. of cylinders/Valves per cylinder
Cylinder layout
Bore/stroke (mm)
Compression ratio (:1)
Fuel tank capacity - useable litres

FUEL ECONOMY - WLTP*

Seating		
WLTP Consumption Test Energy	Low	mpg (l/100km)
	Medium	mpg (l/100km)
	High	mpg (l/100km)
	Extra High	mpg (l/100km)
	Combined	mpg (l/100km)
WLTP CO ₂ Emissions	Combined	g/km

PETROL
P300
Automatic
All Wheel Drive (AWD)
300/5,500
400/1,500-4,500
1,997
4/4
In-line
83.0/92.29
9.5+/-0.5
90

5/5 + 2
19.1 - 18.5 (14.8 - 15.3)/19.0 - 18.3 (14.9 - 15.4)
25.7 - 23.3 (11.0 - 12.1)/25.2 - 23.2 (11.2 - 12.2)
28.0 - 25.2 (10.1 - 11.2)/27.7 - 25.0 (10.2 - 11.3)
23.0 - 21.1 (12.3 - 13.4)/23.0 - 20.9 (12.3 - 13.5)
24.1 - 22.2 (11.7 - 12.7)/23.9 - 22.1 (11.8 - 12.8)
263 - 286/266 - 289

PETROL MHEV
P400
Automatic
All Wheel Drive (AWD)
400/5,500-6,500
550/2,000-5,000
2,995
6/4
In-line
83.0/92.29
10.5
90

5/5 + 2
18.8 - 17.9 (15.0 - 15.8)/18.7 - 17.7 (15.1 - 16.0)
26.4 - 24.8 (10.7 - 11.4)/26.2 - 24.6 (10.8 - 11.5)
29.7 - 27.4 (9.5 - 10.3)/29.4 - 27.2 (9.6 - 10.4)
24.1 - 21.9 (11.7 - 12.9)/23.9 - 21.9 (11.8 - 12.9)
25.2 - 23.2 (11.2 - 12.2)/25.0 - 23.0 (11.3 - 12.3)
255 - 276/258 - 278

*The figures provided are as a result of official manufacturer’s tests in accordance with EU legislation. For comparison purposes only. Real world figures may differ. CO₂ and fuel economy figures may vary according to factors such as driving styles, environmental conditions, load, wheel fitment and accessories fitted.

DEFENDER 110 TECHNICAL SPECIFICATION

PERFORMANCE

Acceleration (secs) 0-60mph (0-100km/h)
Maximum speed mph (km/h)

BRAKES

Front type
Front diameter (mm)
Rear type
Rear diameter (mm)
Park Brake

WEIGHTS (kg)[‡]

Seating
Unladen weight (EU) ^{‡‡}
Unladen weight (DIN) ^Δ
Gross Vehicle Weight (GVW)
Maximum Payload [◊]

TOWING (kg)

Seating
Unbraked trailer
Maximum towing
Maximum coupling point/nose weight
Maximum vehicle and trailer combination

ROOF CARRYING (kg)

Maximum roof load (including cross bars)
Maximum dynamic roof load (including Expedition of Roof Rack)
Maximum static roof load (including Expedition Roof Rack)

PETROL	PETROL MHEV
P300	P400
7.0 (7.4)	5.8 (6.1)
119 (191)	119 (191)*
Twin piston sliding fist caliper**	4 piston opposed 2 piece caliper**
349 [†]	363 [†]
Single piston sliding fist with iEPB and ventilated disc	Single piston sliding fist with iEPB and ventilated disc
325 ^{††}	350 ^{††}
Integrated Electric Parking Brake (iEPB)	Integrated Electric Parking Brake (iEPB)
5/5 + 2	5/5 + 2
2,261/2,318	2,361/2,418
2,186/2,243	2,286/2,343
3,105/3,200	3,165/3,250
Up to 850	Up to 800
5/5 + 2	5/5 + 2
750	750
3,500	3,500
150	150
6,605/6,700	6,665/6,750
100	100
100/168 [▲]	100/168 [▲]
300	300

*Max speed is 130mph (209km/h) when fitted with 22" wheels.
**6 piston opposed monobloc caliper when fitted with 22" wheels.
[†]380mm when fitted with 22" wheels.
^{††}365mm when fitted with 22" wheels.
[‡]Weights reflect vehicles to standard specifications. Optional extras increase weight.
^{‡‡}Includes a 75kg driver, full fluids and 90% fuel.
^ΔIncludes full fluids and 90% fuel.
[◊]Dependent on specifications and seating configuration.
[▲]Dynamic roof load allows for up to 168kg when fitted with Off-road tyres.

DEFENDER 110 TECHNICAL SPECIFICATION

ENGINE

Transmission
Driveline
Maximum power (HP/rpm)
Maximum torque (Nm/rpm)
Capacity (cc)
No. of cylinders/Valves per cylinder
Cylinder layout
Bore/stroke (mm)
Compression ratio (:1)
Fuel tank capacity - useable litres

FUEL ECONOMY - WLTP**

Seating		
	Low	mpg (l/100km)
	Medium	mpg (l/100km)
WLTP Consumption	High	mpg (l/100km)
Test Energy	Extra High	mpg (l/100km)
	Combined	mpg (l/100km)
WLTP CO ₂ Emissions	Combined	g/km

PETROL PHEV
P400e
Automatic
All Wheel Drive (AWD)
404*/5,500
640*/1,500-4,400
1,997
4/4
In-line
83.0/92.29
9.5+/-0.5
90
5/6
-
-
-
-
85.6 - 72.4 (3.3 - 3.9)/85.6 - 72.4 (3.3 - 3.9)
74 - 88/75 - 88

- Not Available

*In conjunction with electric motor.

**The figures provided are as a result of official manufacturer’s tests in accordance with EU legislation. For comparison purposes only. Real world figures may differ. CO₂ and fuel economy figures may vary according to factors such as driving styles, environmental conditions, load, wheel fitment and accessories fitted.

DEFENDER 110 TECHNICAL SPECIFICATION

PERFORMANCE

Acceleration (secs) 0-60mph (0-100km/h)

Maximum speed mph (km/h)

ELECTRIC MOTOR DATA

Maximum speed mph (km/h)

EV Range Combined (WLTP**) miles (km)

BRAKES

Front type

Front diameter (mm)

Rear type

Rear diameter (mm)

Park Brake

WEIGHTS (kg)[†]

Seating

Unladen weight (EU)^{††}

Unladen weight (DIN)[†]

Gross Vehicle Weight (GVW)

Maximum Payload^{††}

TOWING (kg)

Seating

Unbraked trailer

Maximum towing

Maximum coupling point/nose weight

Maximum vehicle and trailer combination

ROOF CARRYING (kg)

Maximum roof load (including cross bars)

Maximum dynamic roof load (including Expedition Roof Rack)

Maximum static roof load (including Expedition Roof Rack)

PETROL PHEV	
P400e	
5.4 (5.6)	
119 (191)*	
87 (140)	
27-25 (43-40)	
6 piston opposed monobloc caliper	
380	
Single piston sliding fist with iEPB and ventilated disc	
365	
Integrated Electric Parking Brake (iEPB)	
5/6	
2,600/2,623	
2,525/2,548	
3,300/3,320	
Up to 700	
5/6	
750	
3,000	
150	
6,300/6,320	
100	
100/168 ^Δ	
300	

*Max speed is 130mph (209km/h) when fitted with 22" wheels.
**The figures provided are as a result of official manufacturer’s tests in accordance with EU legislation. For comparison purposes only. Real world figures may differ. CO₂ and fuel economy figures may vary according to factors such as driving styles, environmental conditions, load, wheel fitment and accessories fitted.
[†]Weights reflect vehicles to standard specifications. Optional extras increase weight.
^{††}Includes a 75kg driver, full fluids and 90% fuel.
[‡]Includes full fluids and 90% fuel.
^{‡‡}Dependent on specifications and seating configuration.
^ΔDynamic roof load allows for up to 168kg when fitted with Off-road tyres.

The figures provided are manufacturer’s estimates and will be replaced with the official EU test figures as soon as they are available. For comparison purposes only. Real world figures may differ. CO₂ and fuel economy figures may vary according to factors such as driving styles, environmental conditions, load, wheel fitment and accessories.

DEFENDER 110 TECHNICAL SPECIFICATION

ENGINE

Transmission
Driveline
Maximum power (HP/rpm)
Maximum torque (Nm/rpm)
Capacity (cc)
No. of cylinders/Valves per cylinder
Cylinder layout
Bore/stroke (mm)
Compression ratio (:1)
Fuel tank capacity - useable litres

FUEL ECONOMY - WLTP*

Seating		
WLTP Consumption Test Energy	Low	mpg (l/100km)
	Medium	mpg (l/100km)
	High	mpg (l/100km)
	Extra High	mpg (l/100km)
	Combined	mpg (l/100km)
WLTP CO ₂ Emissions	Combined	g/km

PETROL
V8 P525
Automatic
All Wheel Drive (AWD)
525/6,000-6,500
625/2,500-5,500
4,999.7
8/4
Longitudinal V8
92.5/93.0
9.5
90
5
13.1 - 12.9 (21.6 - 21.9)
19.8 - 19.3 (14.3 - 14.6)
22.6 - 21.9 (12.5 - 12.9)
19.9 - 19.3 (14.2 - 14.6)
19.2 - 18.7 (14.7 - 15.1)
332 - 340

*The figures provided are as a result of official manufacturer’s tests in accordance with EU legislation. For comparison purposes only. Real world figures may differ. CO₂ and fuel economy figures may vary according to factors such as driving styles, environmental conditions, load, wheel fitment and accessories fitted.

DEFENDER 110 TECHNICAL SPECIFICATION

PERFORMANCE

Acceleration (secs) 0-60mph (0-100km/h)
Maximum speed mph (km/h)

BRAKES

Front type
Front diameter (mm)
Rear type
Rear diameter (mm)
Park Brake

WEIGHTS (kg)**

Seating
Unladen weight (EU)†
Unladen weight (DIN)††
Gross Vehicle Weight (GVW)
Maximum Payload‡

TOWING (kg)

Seating
Unbraked trailer
Maximum towing
Maximum coupling point/nose weight
Maximum vehicle and trailer combination

ROOF CARRYING (kg)

Maximum dynamic roof load
Maximum static roof load

PETROL
V8 P525
5.1 (5.4)
149 (240)*
6 piston opposed monobloc caliper and ventilated disc
380
Single piston sliding fist with iEPB and ventilated disc
365
Integrated Electric Parking Brake (iEPB)
5
2,678
2,603
3,230
Up to 620
5
750
3,500
150
6,730
0‡‡
300

*Max speed is 191km/h (119mph) when fitted with 20" wheels.
**Weights reflect vehicles to standard specifications. Optional extras increase weight.
†Includes a 75kg driver, full fluids and 90% fuel.
††Includes full fluids and 90% fuel.
‡Dependent on specifications and seating configuration.
‡‡Defender V8 models have no dynamic roof loading capacity.

DEFENDER 90 DIMENSIONS AND CAPABILITY

STANDARD RIDE HEIGHT

With roof antenna (Coil suspension / Air suspension)
1,974mm / 1,969mm

HEADROOM

Maximum front/rear headroom:
With standard roof 1,030mm / 980mm
With panoramic roof 1,030mm / 946mm
With folding fabric roof 1,030mm / 946mm

LEGROOM

Maximum front legroom 993mm
Maximum rear legroom second row 929mm

LOADSPACE CAPACITY

Height 904mm, Width 1,183mm
Loadspace width between arches 1,124mm
Maximum loadspace volume
behind first row Dry* 1,263 litres, Wet* 1,563 litres
behind second row Dry* 297 litres, Wet* 397 litres

OBSTACLE CLEARANCE

Off-road (Coil suspension / Air suspension) 226mm / 291mm
Standard (Coil suspension / Air suspension) 225mm / 216mm

TURNING CIRCLE

Kerb-to-kerb 11.3m
Wall-to-wall 12.0m
Turns lock-to-lock 2.7

WADING DEPTH

Maximum wading depth (Coil suspension / Air suspension)
850mm / 900mm

*Dry: volume as measured with VDA-compliant solid blocks (200mm x 50mm x 100mm).
Wet: volume as measured by simulating the loadspace filled with liquid.
**In off-road height and tow eye cover removed. †1,703mm with 22" wheels.
‡1,701mm with 22" wheels. †1,700mm on 20" wheels. 1,699mm on 22" wheels.
‡1,697mm on 22" wheels. ^Departure angle on Defender V8 models is 33.5°.

Fitting of side tubes or side steps may affect the off-road capability of the vehicle. Challenging off-road driving requires full training and experience.

Width 2,008mm mirrors folded
Width 2,105mm mirrors out



Front wheel track
Air suspension 1,706mm†
Coil suspension 1,704mm‡



Rear wheel track
Air suspension 1,702mm†
Coil suspension 1,700mm‡

Length behind
second row 460mm



Loadspace
width
1,183mm

Length behind
first row 1,313mm

Overall Length 4,583mm (4,323mm without spare wheel)



	A	B	C
Ride Height			
Off-road** - Coil (Air)	31.5° (37.5°)	25.2° (31.0°)	37.5° (40.0°)
Standard - Coil (Air)	31.0° (30.1°)	25.0° (24.2°)	37.9° (37.6°^)



DEFENDER 110 DIMENSIONS AND CAPABILITY

STANDARD RIDE HEIGHT

With roof antenna (Coil suspension / Air suspension) 1,972mm / 1,967mm

HEADROOM

Maximum front/rear headroom
with standard roof 1,032mm / 1,025mm
with panoramic roof 1,032mm / 1,025mm
with folding fabric roof 1,032mm / 1,025mm

LEGROOM

Maximum front legroom 993mm
Maximum rear legroom second row (5 seat / 5 + 2 seat*) 992mm / 975mm

LOADSPACE CAPACITY

Height 904mm, Width (5 seat / 5 + 2 seat*) 1,211mm / 1,188mm
Loadspace width between arches 1,160mm
Maximum loadspace volume
behind first row (5 seat / 5 + 2 seat*)
Dry** 1,875 / 1,826 litres, Wet** 2,277 / 2,233 litres
behind second row (5 seat / 5 + 2 seat*)
Dry** 786 / 743 litres, Wet** 972 / 916 litres
behind third row Dry** 160 litres, Wet** 231 litres

OBSTACLE CLEARANCE

Off-road (Coil suspension / Air suspension) 227mm / 291mm
Standard (Coil suspension / Air suspension) 227.6mm / 218mm

TURNING CIRCLE

Kerb-to-kerb 12.84m
Wall-to-wall 13.1m
Turns lock-to-lock 2.7

WADING DEPTH

Maximum wading depth (Coil suspension / Air suspension)
850mm / 900mm

*Not available on P400e. On P400e variants, the loadspace capacity is reduced by up to 116 litres and the loadspace floor is raised by 36mm. Please contact your local Land Rover Retailer for more information. **Dry: volume as measured with VDA-compliant solid blocks (200mm x 50mm x 100mm). Wet: volume as measured by simulating the loadspace filled with liquid. †Departure angle on Defender V8 models is 33.5°. ††1,703mm with 22" wheels. †1,701mm with 22" wheels. ††1,702mm on 20" wheels. 1,697mm on 22" wheels. †1,700mm on 20" wheels. 1,699mm on 22" wheels. ††In off-road height and tow eye cover removed.

Fitting of side tubes or side steps may affect the off-road capability of the vehicle. Challenging off-road driving requires full training and experience.

Width 2,008mm mirrors folded
Width 2,105mm mirrors out



Front wheel track
Air suspension 1,706mm††
Coil suspension 1,704mm†



Rear wheel track
Air suspension 1,702mm††
Coil suspension 1,700mm†

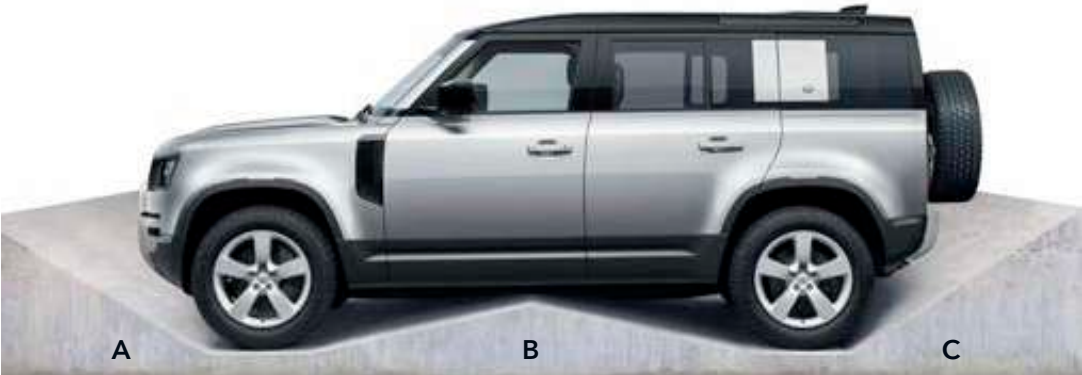
Length behind second row
(5 seat / 5 + 2 seat*) 919mm / 900mm



Loadspace width
(5 seat / 5 + 2 seat*)
1,211mm / 1,188mm

Length behind first row
(5 seat / 5 + 2 seat*) 1,763mm / 1,789mm

Overall length 5,018mm (4,758mm without Spare wheel)



	A	B	C
Ride Height			
Off-road ^{ΔΔ} - Coil (Air)	31.5° (37.5°)	23.0° (27.8°)	35.5° (40.0°)
Standard - Coil (Air)	31.2° (30.1°)	22.6° (22.0°)	37.8° (37.7°) [†]



DEFENDER 90 HARD TOP TECHNICAL SPECIFICATION

ENGINE

Transmission
Driveline
Maximum power (HP/rpm)
Maximum torque (Nm/rpm)
Capacity (cc)
No. of cylinders/Valves per cylinder
Cylinder layout
Bore/stroke (mm)
Compression ratio (:1)
Fuel tank capacity - useable litres
Diesel Exhaust Fluid (DEF) - useable litres
Diesel Particulate Filter (DPF)

FUEL ECONOMY - WLTP*

Seating		
WLTP Consumption Test Energy	Low	mpg (l/100km)
	Medium	mpg (l/100km)
	High	mpg (l/100km)
	Extra High	mpg (l/100km)
	Combined	mpg (l/100km)
WLTP CO ₂ Emissions	Combined	g/km

DIESEL MHEV
D200
Automatic
All Wheel Drive (AWD)
200/4,000
500/1,250-2,500
2,996
6/4
In-line
83.0/92.31
15.5
89
20.7
■
2/3
22.2 (12.7)
31.0 (9.1)
35.8 (7.9)
28.0 (10.1)
29.4 (9.6)
251

■ Standard

*The figures provided are as a result of official manufacturer’s tests in accordance with EU legislation. For comparison purposes only. Real world figures may differ. CO₂ and fuel economy figures may vary according to factors such as driving styles, environmental conditions, load, wheel fitment and accessories fitted.

DEFENDER 90 HARD TOP TECHNICAL SPECIFICATION

PERFORMANCE

Acceleration (secs) 0-60mph (0-100km/h)

Maximum speed mph (km/h)

BRAKES

Front type

Front diameter (mm)

Rear type

Rear diameter (mm)

Park Brake

WEIGHTS (kg)*

Seating

Unladen weight (EU)**

Unladen weight (DIN)†

Gross Vehicle Weight (GVW)

Maximum Payload††

TOWING (kg)

Seating

Unbraked trailer

Maximum towing

Maximum coupling point/nose weight

Maximum vehicle and trailer combination

ROOF CARRYING (kg)

Maximum roof load (including cross bars)

Maximum dynamic roof load (including Expedition Roof Rack)

Maximum static roof load (including Expedition Roof Rack)

DIESEL MHEV
D200
9.2 (9.8)
109 (175)
Twin piston sliding fist caliper
349
Single piston sliding fist with iEPB and ventilated disc
325
Integrated Electric Parking Brake (iEPB)
2/3
2,285/2,308
2,210/2,232
2,950/2,980
Up to 670
2/3
750
3,500
150
6,450/6,480
80/100‡
80/118‡‡
300

*Weights reflect vehicles to standard specifications. Optional extras increase weight.
**Includes a 75kg driver, full fluids and 90% fuel.
†Includes full fluids and 90% fuel.
††Dependent on specifications and seating configuration.
‡Roof load allows for up to 100kg when fitted Off-road tyres.
‡‡Dynamic roof load allows for up to 118kg when fitted with Off-road tyres.

DEFENDER 110 HARD TOP TECHNICAL SPECIFICATION

ENGINE

Transmission
Driveline
Maximum power (HP/rpm)
Maximum torque (Nm/rpm)
Capacity (cc)
No. of cylinders/Valves per cylinder
Cylinder layout
Bore/stroke (mm)
Compression ratio (:1)
Fuel tank capacity - useable litres
Diesel Exhaust Fluid (DEF) - useable litres
Diesel Particulate Filter (DPF)

FUEL ECONOMY - WLTP*

Seating		
WLTP Consumption Test Energy	Low	mpg (l/100km)
	Medium	mpg (l/100km)
	High	mpg (l/100km)
	Extra High	mpg (l/100km)
	Combined	mpg (l/100km)
WLTP CO ₂ Emissions	Combined	g/km

DIESEL MHEV		
D250		D300
Automatic		Automatic
All Wheel Drive (AWD)		All Wheel Drive (AWD)
249/4,000		300/4,000
570/1,250-2,500		650/1,500-2,500
2,996		2,996
6/4		6/4
In-line		In-line
83.0/92.31		83.0/92.31
15.5		15.5
89		89
20.7		20.7
■		■
2/3		2/3
22.2 (12.7)		22.2 (12.7)
31.0 (9.1)		31.0 (9.1)
35.8 (7.9)		35.8 (7.9)
28.0 (10.1)		28.0 (10.1)
29.4 (9.6)		29.4 (9.6)
251		251

■ Standard

*The figures provided are as a result of official manufacturer’s tests in accordance with EU legislation. For comparison purposes only. Real world figures may differ. CO₂ and fuel economy figures may vary according to factors such as driving styles, environmental conditions, load, wheel fitment and accessories fitted.

DEFENDER 110 HARD TOP TECHNICAL SPECIFICATION

PERFORMANCE

Acceleration (secs) 0-60mph (0-100km/h)
Maximum speed mph (km/h)

BRAKES

Front type
Front diameter (mm)
Rear type
Rear diameter (mm)
Park Brake

WEIGHTS (kg)‡

Seating
Unladen weight (EU)**
Unladen weight (DIN)Δ
Gross Vehicle Weight (GVW)
Maximum Payload◊

TOWING (kg)

Seating
Unbraked trailer
Maximum towing
Maximum coupling point/nose weight
Maximum vehicle and trailer combination

ROOF CARRYING (kg)

Maximum roof load (including cross bars)
Maximum dynamic roof load (including Expedition Roof Rack)
Maximum static roof load (including Expedition Roof Rack)

DIESEL MHEV	
D250	D300
7.9 (8.4)	6.7 (7.1)
117 (188)	119 (191)*
Twin piston sliding fist caliper	4 piston opposed 2 piece caliper**
349	363†
Single piston sliding fist with iEPB and ventilated disc	Single piston sliding fist with iEPB and ventilated disc
325	350††
Integrated Electric Parking Brake (iEPB)	Integrated Electric Parking Brake (iEPB)
2/3	2/3
2,420/2,447	2,420/2,447
2,345/2,372	2,345/2,372
3,150/3,190ΔΔ	3,150/3,190ΔΔ
Up to 800	Up to 800
2/3	2/3
750	750
3,500	3,500
150	150
6,650/6,690◊◊	6,650/6,690◊◊
100	100
100/168▲	100/168▲
300	300

*Max speed is 130mph (209km/h) when fitted with 22" wheels.
**6 piston opposed monobloc caliper when fitted with 22" wheels.
†380mm when fitted with 22" wheels.
††365mm when fitted with 22" wheels.
‡Weights reflect vehicles to standard specifications. Optional extras increase weight.
‡‡Includes a 75kg driver, full fluids and 90% fuel.
ΔIncludes full fluids and 90% fuel.
ΔΔWith coil suspension. 3,220 / 3,260kg with air suspension.
◊Dependent on specifications and seating configuration.
◊◊With coil suspension. 6,720 / 6,760kg with air suspension.
▲Dynamic roof load allows for up to 168kg when fitted with Off-road tyres.

DEFENDER HARD TOP DIMENSIONS AND CAPABILITY

HEADROOM	90 HARD TOP		110 HARD TOP	
Maximum front headroom (mm)	1,030		1,032	
LEGROOM	90 HARD TOP		110 HARD TOP	
Maximum front legroom (mm)	993		993	
LOADSPACE CAPACITY	90 HARD TOP		110 HARD TOP	
Height (mm)	Up to 947		Up to 937	
Width (mm)	Up to 1,326		Up to 1,423	
Width between arches (mm)	1,124		1,160	
Length behind partition (mm)	Up to 1,037		Up to 1,472	
Maximum loadspace volume behind partition Dry / Wet (litres)	1,115 / 1,355		1,719 / 2,059	
TURNING CIRCLE	90 HARD TOP		110 HARD TOP	
Kerb-to-Kerb (m)	11.3		12.84	
Wall-to-wall (m)	12.0		13.1	
Turns lock-to-lock (no. of turns)	2.7		2.7	
WADING DEPTH	90 HARD TOP		110 HARD TOP	
Maximum wading depth - Coil suspension / Air suspension (mm)	850 / NA		850 / 900	
DIMENSIONS	90 HARD TOP		110 HARD TOP	
Height - Coil suspension / Air suspension (mm)	1,974 / NA		1,972 / 1,967	
Length (mm)	4,583		5,018	
Width with mirrors folded (mm)	2,008		2,008	
Width with mirrors out (mm)	2,105		2,105	
Front wheel track - Coil suspension / Air suspension (mm)	1,704.1 / NA		1,703.7 / 1,706.2*	
Rear wheel track - Coil suspension / Air suspension (mm)	1,699.7** / NA		1,700 / 1,701.7†	
Wheelbase (mm)	2,587		3,022	
GROUND CLEARANCE	STANDARD	OFF-ROAD	STANDARD	OFF-ROAD
Ride height - Coil suspension / Air suspension (mm)	225 / NA	226 / NA	227.6 / 218	227 / 291
Approach Angle - Coil suspension / Air suspension	31.0° / NA	31.5° / NA	31.2° / 30.1°	31.5° / 37.5°
Departure Angle - Coil suspension / Air suspension	37.9° / NA	37.5° / NA	37.8° / 37.7°	35.5° / 40.0°
Ramp Angle - Coil suspension / Air suspension	25.0° / NA	25.2° / NA++-3	22.6° / 22.0°	23.0° / 27.8°

*1,703.6 (Coil suspension on 19"-20" wheels. 1,700.7 (Coil suspension) / 1,703.2 (Air suspension) with 22" wheels. **1699.6 with 20" wheels.
†1,697 (Coil suspension) / 1,698.8 (Air suspension) with 22" wheels and with the official EU test figures as soon as they are available.
Dry: volume as measured with VDA-compliant solid blocks (200mm x 50mm x 100mm). Wet: volume as measured by simulating the loadspace filled with liquid. Includes underfloor stowage, excludes jack and tools.



DEFENDER 90 HARD TOP



DEFENDER 110 HARD TOP