

RANGE ROVER EVOQUE



ABOVE & BEYOND





BY APPOINTMENT TO
HM THE QUEEN
MANUFACTURERS OF
MOTOR VEHICLES
JAGUAR LAND ROVER LIMITED
COVENTRY



BY APPOINTMENT TO
HRH THE DUKE OF EDINBURGH
MANUFACTURERS OF
MOTOR VEHICLES
JAGUAR LAND ROVER LIMITED
COVENTRY



BY APPOINTMENT TO
HRH THE PRINCE OF WALES
MANUFACTURERS OF
MOTOR VEHICLES
JAGUAR LAND ROVER LIMITED
COVENTRY



ABOVE & BEYOND

Ever since the first Land Rover vehicle was conceived in 1947, we have built vehicles that challenge what is possible. These in turn have challenged their owners to explore new territories and conquer difficult terrains. Our vehicles epitomise the values of the designers and engineers who have created them. Each one instilled with iconic British design cues, delivering capability with composure. Which is how we continue to break new ground, defy conventions and encourage each other to go further. Land Rover truly enables you to make more of your world, to go above and beyond.





THE EVOQUE MARKS A BOLD EVOLUTION OF RANGE ROVER DESIGN. WITH ITS DRAMATIC RISING BELTLINE, A MUSCULAR SHOULDER RUNNING THE LENGTH OF THE CAR, AND A DISTINCTIVE TAPER TO THE FLOATING ROOFLINE, THE RANGE ROVER EVOQUE ADOPTS A VERY DYNAMIC PROFILE WITH A POWERFUL AND ATHLETIC STANCE.

Gerry McGovern.
Land Rover Design Director and Chief Creative Officer.



Scan to view the Range Rover Evoque in action.

Vehicles shown are from the Land Rover global range. Specifications, options and availability will vary between markets and should be verified with your nearest Land Rover Retailer. Vehicle shown right is Landmark Edition in Moraine Blue. See pages 54-55 for more details.





CONTENTS

DESIGN

Exterior	6
Convertible Exterior	9
Five-door and Convertible	10
Interior	13
Loadspace Capacity	14
Convertible Roof	16

DRIVING TECHNOLOGY

Testing	18
Terrain Response	21
All Terrain Progress Control	21
Hill Descent Control	23
Wade Sensing	23
Adaptive Dynamics	24
Torque Vectoring	24
Towing Aids	27

TECHNOLOGY

Infotainment	28
Audio	30
Connectivity	32
Driver Assistance	34

COMFORT FOR ALL

	36
--	----

ENGINES

9-speed Automatic Transmission	38
Ingenium Diesel Engines	39
Ingenium Petrol Engine	40

BODY AND CHASSIS

Strength and Stability	42
------------------------	----

SAFETY

	44
--	----

ENVIRONMENTAL

Sustainability	46
----------------	----

SPECIFICATIONS

Choose Your Engine	51
Choose Your Model and Options	52
Choose Your Colour	78
Choose Your Wheels	80
Choose Your Interior	82
Choose Your Land Rover Gear	92

TECHNICAL DETAILS

	98
--	----

WORLD OF LAND ROVER

	102
--	-----

YOUR PEACE OF MIND

	105
--	-----

DESIGN

EXTERIOR

With its striking lines, muscular shoulder and tapered roof, Range Rover Evoque sets itself apart from its contemporaries.


Whether discovering hidden parts of town or being seen in all the right places, it's always ready for action. Striking the perfect balance between distinctive exterior design, a contoured cabin, capability and performance, the vehicle defines contemporary city life.

Optional adaptive full LED headlights complement the vehicle's design cues by combining a distinctive look with enhanced light output for better visibility and safety at night. The headlights' adaptive function enables light beams to be automatically aligned with steering inputs and follow curves in the road.

The Daytime Running Lights (DRL) have a distinctive signature which also serves as the directional indicator where it flashes amber.



Vehicle shown right is TD4 HSE Dynamic Five-door in Yulong White with optional features.









CONVERTIBLE EXTERIOR

Range Rover Evoque has defined the compact SUV with its design cues that have become synonymous with design and contemporary living. Now the vehicle is going even further. Range Rover Evoque Convertible, the world's first premium compact Convertible SUV, sets new standards in design, capability and sheer driving pleasure.



Vehicle shown left and above is HSE Dynamic Convertible with Black Design Pack in Phoenix Orange.

FIVE-DOOR AND CONVERTIBLE

Range Rover Evoque is available in both Five-door and Convertible bodystyles. The Five-door features up to a five model line-up including SE, SE Tech, Landmark Edition, HSE Dynamic and HSE Dynamic Lux. The Convertible is available in SE Dynamic, HSE Dynamic and HSE Dynamic Lux models with a Z-folding Convertible Roof System in Ebony fabric.



The Five-door model ensures practicality whilst retaining the instantly recognisable design cues of the Range Rover Evoque. The floating roof, rising beltline and athletic form truly reflect life in the city today. The interior space is both thoughtfully planned and superbly finished. Whether taking family or friends around town or heading off to some quiet spot in the countryside for lunch, the vehicle's comfortable seating ensures that all arrive feeling relaxed and ready to go.

Range Rover Evoque Convertible takes the vehicle's inherent capability and superb looks to another level. Its distinctive lines exude confidence, individuality and poise while the spacious interior enables four passengers to travel in comfort.



Vehicle shown above is HSE Dynamic Convertible with Black Design Pack in Phoenix Orange.





INTERIOR

The desirability of the exterior design continues inside. The Range Rover DNA is communicated throughout the interior by the superb detailing, strong lines and clean surfaces combined seamlessly with contemporary finishers.

A range of individual features provide added appeal to the clean, architectural shapes of the vehicle's interior. The seats incorporate the latest technologies such as climate control options in the front seats to ensure a truly relaxed and comfortable ride. Details include the use of premium materials such as perforated Windsor leather, twin-needle stitching and deeply padded door inserts. Perforated Windsor leather seats come as standard on HSE Dynamic and HSE Dynamic Lux models.

For an even more striking and sportier look on HSE Dynamic and HSE Dynamic Lux, optional sport* seats are available as part of the Dynamic Plus Pack. They are available in perforated Windsor leather with electric driver and passenger adjustment and heated functionality.

The 10" Touchscreen is a superb addition onto the interior, becoming the centrepiece of the fascia. With a 21:9 wide format and 80 percent more pixels than the standard 8" Touchscreen, the feature is available on SE, SE Tech and Landmark Edition and comes as standard on the HSE Dynamic, HSE Dynamic Lux and all Convertible models.

SPORT COMMAND DRIVING POSITION

The Sport Command Driving Position in Range Rover Evoque ensures a greater view of the road ahead so all terrains can be tackled with confidence.

*Please contact your nearest Land Rover Retailer for feature availability.
Interior shown left and above is HSE Dynamic Five-door in Ebony with Lunar stitch and Dynamic Plus Pack including sport seats.
Vehicle shown above right is a TD4 HSE Dynamic Five-door in Yulong White with optional features.

LOADSPACE CAPACITY

The loadspace in Range Rover Evoque is a functional and yet stylishly appointed space. All models contain ample luggage room for the perfect weekend getaway or that last minute shopping trip.

The Five-door body style offers flexible seating which can be easily configured with the rear 60:40 split seating arrangement, or for maximum loadspace, the rear seats can be folded down to fit around you and your trip. When the rear seats are upright this delivers a healthy loadspace of 575 litres.

The Convertible tailgate has been delivered to allow easy access to the loadspace and even has an optional ski hatch which also doubles as an armrest. The loadspace capacity, 251 litres, remains unchanged regardless of the roof position and is able to accommodate a standard golf bag, or a baby buggy.







CONVERTIBLE ROOF

The vehicle utilises a fabric Z-folding convertible roof system. It is electrically operated, with opening and closing being easily controlled via a switch mounted in the centre console; an action that can be completed whilst the vehicle is travelling up to 30mph. The Ebony roof complements the complete colour palette. The roof has an acoustic inner lining to reduce road noise and also to provide insulation to the cabin.

The optional wind deflector improves front seat comfort with the Convertible roof down by reducing drafts from the rear of the cabin. It is available as both an option and accessory.

Vehicle shown is HSE Dynamic Convertible with Black Design Pack in Phoenix Orange.



DRIVING TECHNOLOGY

TESTING

Before any vehicle can carry the Land Rover badge, it must complete a series of rigorous tests to establish the very highest levels of luxury, performance and capability.



SUSPENSION

You're unlikely to push any Land Rover harder than we have. For an unrivalled breadth of dynamic capability, both on and off-road, the vehicles have been exposed to ten years of the most extreme driving pressures in a fraction of the time using our state-of-the-art test rig.



WIND SPEED

Range Rover Evoque was developed in state-of-the-art wind tunnels and a suite of climatic chambers to recreate some of the most challenging aerodynamic conditions it will face. Only by pushing all systems to their limits do we develop true reliability.



HOT AND COLD CLIMATE

In real world environments and our climate chambers, we freeze vehicles to -40°C and bake them to 50°C . Key functions and systems are then scrutinised to our exacting standards. So even in the most remote locations, comfort and peace of mind are never far away.



OFF-ROAD

From the icy proving grounds of Arjeplog, Sweden, to Dubai's unforgiving desert sands, we ensure our legendary all-terrain performance is innate in every vehicle. Prototypes are developed across approximately 5,282 miles of the most demanding off-road routes.



SEMI-ANECHOIC CHAMBER

In the 'neutral sound' of our semi-anechoic chamber we precisely expose the cabin to a range of frequencies and vibrations, making certain that Range Rover Evoque sounds refined at every speed and across every surface.



MONSOON

Our water testing facilities ensure each vehicle can enter and exit a body of water without a single droplet entering the cabin. In the monsoon simulator each one is drenched with some 85,000 litres of specially dyed water, while tilting it by as much as 45° , checking for even the slightest leak with UV lights.







TERRAIN RESPONSE

Land Rover has always been synonymous with capability and Range Rover Evoque lives up to even the most demanding expectations. Confident and responsive, the drive is further enhanced by a generous wheel articulation and innovative off-road technologies such as Terrain Response.

This feature is standard on all 4 Wheel Drive (4WD) vehicles and adapts to the responses of the vehicle's engine, transmission, differentials and chassis systems to maximise driveability, comfort and traction.

There are four standard Terrain Response settings: General Driving, Grass/Gravel/Snow, Mud & Ruts and Sand. So, the vehicle feels sure-footed no matter what the terrain or weather conditions.

An optional fifth setting, **Adaptive Dynamics** is available on Five-door body styles. This mode tunes the suspension to deliver even tighter body control with flatter handling and sharper responses.



Adaptive Dynamics



General Driving



Grass, Gravel, Snow



Mud & Ruts



Sand

ALL TERRAIN PROGRESS CONTROL

All Terrain Progress Control (ATPC) is a state-of-the-art system that enables drivers to set and maintain a steady speed in challenging conditions. The system comes as standard on the Si4 240hp engine and is an optional extra on the TD4 180hp engine* (standard on TD4 180hp Convertible models).

Operating like a cruise control system, it functions at very low speeds between 1mph and 18mph, helping the driver to maintain full concentration on steering and finding a path through obstacles.

In addition, the system enables the vehicle to pull away smoothly and easily, even on tricky low-friction surfaces like ice, snow or wet grass.

Developed by Land Rover's industry-leading all-terrain specialists, it works seamlessly alongside the standard **Terrain Response**, 4 Wheel Drive (4WD) traction and braking systems.

Once ATPC is activated, the standard steering wheel +/- cruise control buttons are used to set the speed. Brake and accelerator pedals can still override the chosen settings.

*Only available with Automatic Transmission.

Vehicle shown left is HSE Dynamic Convertible with Black Design Pack in Phoenix Orange.





HILL DESCENT CONTROL

Land Rover's patented Hill Descent Control (HDC) is a standard feature on all 4 Wheel Drive (4WD) vehicles. It assists the driver with controlled descents of difficult slopes by maintaining a constant speed and applying braking separately to each wheel.

Hill Start Assist ensures the vehicle doesn't roll backwards as it pulls away on an incline.

The vehicle also utilises **Gradient Release Control (GRC)** which is designed to prevent the vehicle accelerating too quickly on a steep incline when the driver releases the brake.

WADE SENSING

With a wading depth of up to 500mm, whether crossing streams, fords or flooded areas, the optional Wade Sensing feature can prove invaluable.

Unique to Land Rover, sensors located in the door mirrors give the driver pictorial real-time information about the water's depth in relation to the vehicle, as well as maximum wading capability via the Touchscreen.



ADAPTIVE DYNAMICS


Optional Adaptive Dynamics with advanced MagneRide™ monitors vehicle movements at least 1,000 times per second, reacting to driver or road inputs instantaneously to give greater control and minimise body lean, providing a balanced, flat ride. Available on Five-door HSE Dynamic and HSE Dynamic Lux models, the system will even sense off-road conditions and optimise the advanced MagneRide™ damper settings accordingly, delivering the perfect balance of agile handling and a supple, controlled ride.

- 1 UNADJUSTED LATERAL BODY LEAN
- 2 CORRECTED LATERAL BODY LEAN

TORQUE VECTORING

When cornering, the vehicle's agility and stability are enhanced by the Torque Vectoring by Braking system. This feature comes as standard on all 4 Wheel Drive (4WD) vehicles. Monitoring the vehicle, the system constantly balances the distribution of torque between all the wheels to improve grip and steering whether on or off-road.

- A UNDERSTEER DETECTED
- B FULL TORQUE TO OUTER WHEELS
- C BRAKING FORCE TO INNER WHEELS
- D LINE CORRECTED









TOWING AIDS

With a towing capacity of up to 2,000kg* on Five-door and 1,500kg on Convertible, by incorporating tailored technologies, Range Rover Evoque can handle the most demanding of tasks.

REAR VIEW CAMERA

Providing improved visibility when reversing, the optional Rear View Camera is a valuable parking aid and offers help when hitching a trailer.

Tow Hitch Assist makes coupling a trailer to the vehicle much easier by helping you visualise the hitching process; it displays the predicted path of the vehicle towards the tow bar on the Touchscreen. Standard with Rear View Camera.

SURROUND CAMERA SYSTEM

As part of the Surround Camera System, the Tow Assist feature helps with reversing by predicting the trailer's direction. You can even input your trailer's width for precise guidelines displayed on the Touchscreen.

TRAILER STABILITY ASSIST

Trailer Stability Assist monitors the vehicle to detect movements in the trailer and then uses selective braking to help correct potentially hazardous situations.

*Towing capacity varies by engine.
Please refer to the standard and optional feature listing on page 70.
Touchscreen shown is 10" Touch Pro.
Vehicle shown left and above HSE Dynamic Five-door in Yulong White with optional features.



TECHNOLOGY

INFOTAINMENT

InControl is our suite of advanced technologies that links both you and your Range Rover Evoque to the wider world. Choose from two InControl infotainment systems: Touch or Touch Pro, which can be further enhanced by adding their respective connectivity packages, Connect and Connect Pro.



HEAD-UP DISPLAY

Head-up Display is a technology option that presents key vehicle data such as vehicle speed, gear position and navigation directions* on the windscreen, without the need for the driver to take their eyes off the road.

This innovative laser system is more robust against issues such as 'washout' – the effect that the glare from sunlight has on inferior LED-based systems. The feature can be turned on and off dependent upon driver preference. Available as an option with Touch and Touch Pro.

Get your life InControl at landrover.co.uk/incontrol

As we roll out InControl, specific features described may be optional, and market or powertrain dependent. Please consult your country-specific Land Rover website or local Land Rover Retailer for availability and full terms in your country. Certain features require an appropriate SIM with a suitable data contract and will require further subscription after the initial term advised by your Retailer. Mobile connectivity cannot be guaranteed in all locations.

Stay connected while on the move. Evoque comes equipped with a SIM Card and data plan when specified with the Connect Pack or Pro Services. If the Connect Pack is chosen, your vehicle will have a trial data plan of 1GB of data per month for three months, powering your vehicle's Wi-Fi hotspot to which you can connect up to 8 devices (subscriptions available thereafter). When specified with Pro Services your vehicle will be equipped with an Essential data plan of 500MB of data per month for the initial warranty period. You'll be better connected, receiving live traffic updates and more. Additional data can be purchased. Terms, conditions and restrictions apply.

Contact your local Jaguar Land Rover retailer for more information.



TOUCH

AVAILABLE ON SE, SE TECH AND LANDMARK EDITION MODELS

- 8" Touchscreen
- Land Rover Sound System with 8 speakers
- **Protect** consists of SOS Emergency Call, Land Rover Optimised Assistance and Remote Essentials smartphone app
- Digital Audio Broadcast (DAB) radio.

OPTIONAL

- Navigation including Voice Recognition
- **Secure Tracker** provides stolen vehicle tracking by detecting any unauthorised movement of your vehicle
- Traffic Sign Recognition*
- **InControl Apps*** features a range of Land Rover approved apps that can be connected to Range Rover Evoque from your smartphone, to enhance aspects of your in-car experience
- **Connect** takes your vehicle's connectivity to the next level including:
 - InControl Apps*
 - Remote Premium is a multi-function app that allows you to monitor and interact with your vehicle remotely, making life easier and more connected
 - 4G Wi-Fi Hotspot.



TOUCH PRO

AVAILABLE ON SE, SE TECH, LANDMARK EDITION, HSE DYNAMIC, HSE DYNAMIC LUX AND CONVERTIBLE MODELS

- 10" Touchscreen
- Meridian™ Surround Sound System 380W with 10 speakers plus subwoofer
- Voice Recognition†
- CD/DVD Player
- Protect
- Digital Audio Broadcast (DAB) Radio
- Navigation Pro‡.

OPTIONAL

- Meridian™ Surround Sound System 660W with 12 speakers plus subwoofer**
- Meridian™ Surround Sound System 825W with 16 speakers plus subwoofer†
- Dual View Display†
- Digital TV*†
- Secure Tracker
- Traffic Sign Recognition*
- InControl Apps*
- **Connect Pro** gives you the very highest in connectivity and convenience. Features include:
 - InControl Apps*
 - Remote Premium
 - Pro Services include 4G Wi-Fi Hotspot, Route Planner App, Share ETA, Live Services, Commute Mode, Arrival Mode and Arrival Mode Parking.

*Requires Navigation **Only available on Convertible †Not available on Convertible ‡Requires Connect Pro.
Feature availability will vary by model and body style. Please refer to the standard and optional feature listing on pages 60-77.
Vehicle shown left is from the Land Rover Global Range and is not available in the UK.



AUDIO

Delivering exceptionally clear audio, Range Rover Evoque offers you the choice of three sound systems. With 8 speakers, the Land Rover Audio System in Range Rover Evoque SE, SE Tech and Landmark Edition delivers a crisp, well-balanced sound.

Added to which, Land Rover has partnered with Meridian™, a world leader in high-performance audio technologies and digital sound processing, to develop advanced audio systems for Range Rover Evoque.

Dynamic Volume Control technology has been integrated on all Meridian Sound Systems, to ensure that any unwanted noise detected in the cabin will be smoothly and automatically balanced out.

The 380W Meridian Sound System features 10 speakers and a dual channel subwoofer, delivering exceptional definition, crystal clear highs and full, deep bass through the careful arrangement of speakers.

This 10 speaker system and a dual channel subwoofer, optional on SE, SE Tech and Landmark Edition and standard on HSE Dynamic Five-door models and SE Dynamic and HSE Dynamic Convertible models adds further depth.

Range Rover Evoque also offers an optional upgrade, the Meridian Surround Sound System, which produces 660W through 12 speakers and a dual channel subwoofer on the Convertible and 825W through 16 speakers and a dual channel subwoofer on the Five-door (standard on HSE Dynamic Lux models).

These systems also include Meridian Trifield™ technology. This technology delivers the very best in world-class audio reproduction, bringing you closer to the original performance regardless of your position in the vehicle; everyone will feel and hear pure musical enjoyment.

Touchscreen shown is 10" Touch Pro.

Meridian is a registered trademark of Meridian Audio Ltd.

Trifield™ and the "three fields" device is a trademark of Trifield Productions Ltd.

Vehicles shown right are an HSE Dynamic Five-door in Fuji White and HSE Dynamic Convertible in Phoenix Orange.

MERIDIAN SURROUND SOUND SYSTEM



 825 WATTS

 16 SPEAKERS

 SUBWOOFER

 660 WATTS

 12 SPEAKERS

 SUBWOOFER


CONNECTIVITY

Touch and Touch Pro provide a wealth of information and entertainment. This intuitive InControl technology can help you find a parking space, stream your favourite music and even help you with the recovery of a stolen vehicle. Making life more rewarding, hassle-free and enjoyable.



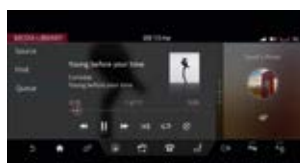
PLANNING ROUTES

Before setting off, use the **Route Planner** app or online portal to search, save locations or set your destination. The app uses the Cloud to send your destination automatically to your vehicle's navigation screen. Available with Connect Pro.



STAYING CONNECTED

Before you get into your vehicle, set your ideal cabin temperature with the **Remote Premium** app on smartphones and now the Apple Watch. On the road, the in-car **4G Wi-Fi Hotspot** provides a stable Internet connection and lets you connect up to eight devices. Only available with Connect or Connect Pro.



STAYING FOCUSED

Our Touch Pro **Voice Recognition*** system understands normal spoken instructions. So you can concentrate on the road ahead without any distractions. Available with Connect Pro.

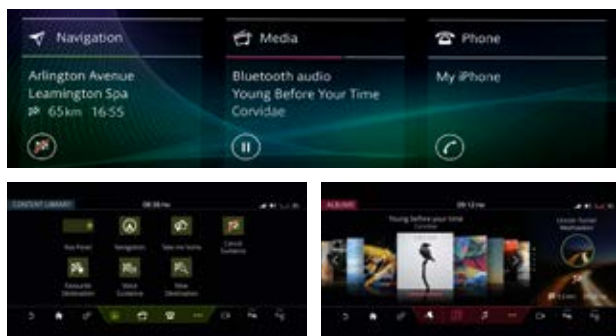


FINDING PARKING

When you near your destination, **Navigation Pro** will suggest nearby parking from a database including space availability. With just one click, the car park is added and your route is updated. **Arrival Mode Parking** shows a 360° street level image to help you identify your destination. Available with Connect Pro.

*Not available on Convertible.

Remote contains subscription services that can be extended after the initial term advised by your Land Rover Retailer. InControl features, options and their availability remain market dependent – check with your Land Rover Retailer for local market availability and full terms. Information and images displayed in relation to the InControl technology, including screens or sequences, are subject to software updates, version control and other system/visual changes depending on options selected. Mobile network connectivity cannot be guaranteed in all locations. InControl Apps and Remote App will need to be downloaded from the Apple/Play Store. All in-car features should be used by drivers only when safe for them to do so. Drivers must ensure they are in full control of the vehicle at all times.



MOVING FASTER

Touch Pro brings you more processing power, thanks to a quad core processor plus an integrated Ethernet network.

Customisable homescreens let you arrange the screen, as you like, with up to four personalised homescreens and over 60 shortcuts.



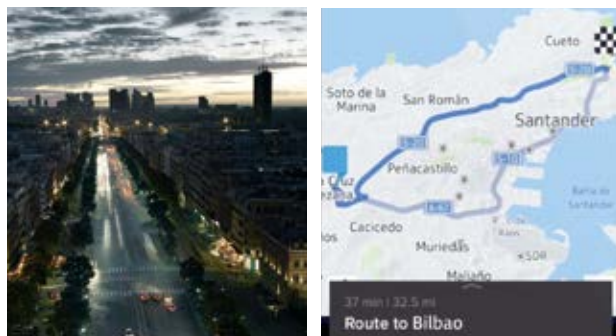
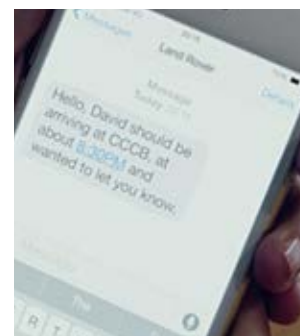
INTELLIGENT ROUTING

Commute Mode allows the system to learn your commutes and automatically advises you of the expected journey time based on live and historical traffic movements without having to input a destination. The system learns the routes you take for a given destination and then advises which of those is the quickest. Available with Connect Pro.



SHARING PROGRESS

Share your estimated time of arrival so your selected contact(s) will know exactly when you will arrive, as calculated by the navigation guidance system. If you're running late, **Share ETA** can then send automatic updates via text or email, without any further action from you. Available with Connect Pro.



DOOR-TO-DOOR

Once you've parked, the **Route Planner** app will guide you to your destination – a true door-to-door experience which includes public transport options. Only available with Connect Pro. The **Remote Premium** app also lets you check your vehicle to make sure you've locked and secured all doors and windows. Available with Connect or Connect Pro.



STOLEN VEHICLE TRACKING

With optional **Secure Tracker**, if your vehicle is broken into, a silent alarm is triggered alerting the relevant authorities. Your vehicle can then be tracked until it is recovered.



HELP IS ALWAYS AT HAND

With **Protect**, in the event of an incident, SOS Emergency Call will automatically connect you to the emergency response team who can send the emergency services to your location. Otherwise, you can call them manually via an in-car button. You can also summon a Land Rover Optimised Assistance operator should you need technical assistance. Standard with Touch or Touch Pro.

DRIVER ASSISTANCE

OPTIONAL DRIVING AIDS



LANE KEEP ASSIST WITH AUTONOMOUS EMERGENCY BRAKING AND DRIVER CONDITION MONITOR

Lane Keep Assist detects when your vehicle is unintentionally drifting out of your lane, and gently steers you back. Driver Condition Monitor detects if you're starting to feel drowsy and gives you an early warning when you need to take a break. If a potential collision is detected, the Autonomous Emergency Braking system displays a forward alert, giving you time to take action. If a collision is still anticipated and you have taken no action, this system will apply the brakes to help reduce the severity of the possible impact.



ADAPTIVE CRUISE CONTROL WITH QUEUE ASSIST AND INTELLIGENT EMERGENCY BRAKING

When you're cruising on the motorway or travelling in slow-moving traffic, this system will keep your vehicle a safe distance from the one in front should it slow or stop. Should the vehicle in front stop completely, your vehicle will come to a smooth halt. Once the traffic moves, simply touch the accelerator and Adaptive Cruise Control will resume following the car in front. The system operates from 10mph up to motorway speeds.



ADAPTIVE LED HEADLIGHTS WITH LED SIGNATURE


Full LED headlights deliver an enhanced light output for better visibility and safety at night. Light beams automatically align with steering inputs and follow curves in the road.



BLIND SPOT MONITOR WITH REVERSE TRAFFIC DETECTION


Blind Spot Monitor alerts you to vehicles in, or quickly approaching, your blind spot through a small warning light in the corresponding door mirror. Reverse Traffic Detection warns you of hazards approaching from either side of your vehicle, through both audible and visual warnings so you know what's behind you even when the view is obstructed.

OPTIONAL PARKING AIDS



PARK ASSIST

Our Park Assist system makes parallel and perpendicular parking easier than ever by automatically steering your vehicle into a suitable space. You just have to select the appropriate gear and control the vehicle's speed with the brake and accelerator pedals. Graphics and notifications guide you through the manoeuvres. Park Assist will also steer you out of a space, taking all of the stress out of parking.



360° PARKING AID

Our 360° Parking Aid gives you complete confidence when manoeuvring in tight spaces. Sensors located around the car are automatically triggered. When Reverse is selected, or can be manually activated, with a graphic appearing on the Touchscreen showing an overhead view of the car. As you park, the Touchscreen display and audio feedback indicates how close you are to obstacles.



SURROUND CAMERA SYSTEM

Using four digital cameras discreetly placed around the vehicle, the system provides an almost complete 360° view including a bird's-eye overhead view via the Touchscreen. This helps with various manoeuvres from parking by a kerb, to getting in and out of tight spaces and junctions.



HOMELINK®

The HomeLink® System is a universal transmitter fitted to the underside of the interior rear view mirror. This transmitter can be programmed to operate up to three home or office wireless controlled systems, such as garage doors, automatic gates, or security lighting. By replacing the individual remote control units normally required for each system, the driver no longer needs to search the car interior for the correct handset when needed.

COMFORT FOR ALL



SEATING

Heated front seats are standard and, for rear passengers, the Five-door body style can also be specified with optional heated rear seats.

No matter what the temperature, optional heated and cooled front seats are also available on both body styles. This enables both the driver and passenger to set their preferred temperature independently and is controlled via the Touchscreen.

For the ultimate in comfort, optional massage front seats are available on HSE Dynamic and HSE Dynamic Lux models allowing both the driver and front passenger to select individual programmes via the Touchscreen. Varying in intensity, there are five settings to choose from; each one delivers a soothing massage to improve both the driver and passenger's comfort.



CONFIGURABLE AMBIENT INTERIOR LIGHTING

New levels of ambient refinement and personalisation have been reached with Configurable Ambient Interior Lighting – standard on HSE Dynamic and HSE Dynamic Lux.

This feature allows you to vary the colour and shade, changing the ambience of the cabin to suit your mood. There are ten colours in total, ranging from Ice White through to Moonlight and Racing Red.



DUAL VIEW DISPLAY

The optional Dual View system allows the driver and passenger to view completely independent display content on the 10" Touchscreen. For example, the driver can use the satellite navigation system, while the front seat passenger is able to watch a DVD or TV, where fitted. One set of WhiteFire® digital wireless headphones is included. Not available on Convertible models.

DIGITAL TV

As an optional feature, Digital TV* channels can be watched on the 10" high-resolution Touchscreen. Not available on Convertible models.



PANORAMIC ROOF

On the Five-door body style, the optional full glass fixed panoramic roof enhances the sense of space in the vehicle's interior and floods it with natural light as well as providing uninterrupted views of the surrounding environment.

Importantly, the toughened glass has a dark tint to maintain a comfortable temperature inside the cabin and protect occupants and the interior from the sun's rays. A full-sized, powered interior blind is also provided for those who may prefer a more private experience.



POWERED GESTURE TAILGATE

Powered gesture tailgate allows you to operate the tailgate (both to open and close) from outside the vehicle without needing to physically touch the vehicle or the smart key.

Provided that the smart key is detected, the tailgate may be operated by a kicking gesture underneath the rear of the vehicle.

Two sensors are mounted on either side of the tailgate to allow kerbside operation, rather than needing to be immediately behind the vehicle. And as the system is compatible with towing solutions, you can still open and close the tailgate with the least amount of fuss. Powered gesture tailgate is standard on Landmark Edition and not available on Convertible models.

Additionally, if required, the tailgate can also be closed by pressing a button located on the inside of the tailgate.

*Whilst Land Rover continues to work closely with its partners to develop TV standards worldwide, we cannot guarantee the TV feature in all countries at all times. WhiteFire® is a registered trademark of Unwired Technology LLC and any use of such marks by Land Rover is under licence. Vehicle shown is HSE Dynamic Five-door in Indus Silver. Interior shown above is HSE Dynamic Five-door in Ebony with Lunar stitch.

ENGINES

9-SPEED AUTOMATIC TRANSMISSION

The lightweight, compact 9-speed Automatic Transmission provides optimum fuel economy and CO₂ emissions as well as greater control in low-grip conditions or when towing through the specially designed, ultra-low first gear.

The transmission is specifically designed for transverse applications, and is one of the most efficient and technically advanced ever used in a production vehicle. Two patented dog clutches replace the bulkier conventional set-up, allowing small ratio steps to give better response during acceleration, plus improved shift quality, drive and refinement.

The higher top gear not only reduces fuel consumption but the lower engine revs improve comfort and reduce noise when cruising at a sustained speed. The 9-speed Automatic Transmission is extremely robust and perfectly complements Land Rover's rugged all-terrain ability whilst delivering exceptionally high levels of refinement and efficiency.



The figures provided are as a result of official manufacturer's tests in accordance with EU legislation. For comparison purposes only. Real world figures may differ. CO₂ and fuel economy figures may vary according to wheel fitment and optional extras fitted.



INGENIUM DIESEL ENGINES

eD4 150hp



Land Rover's commitment to sustainability is manifest in its current range of vehicles, utilising a wide range of innovative and efficient technologies including intelligent Stop/Start and Brake Energy Regeneration. Range Rover Evoque's latest engine range is just the latest testament of innovation to provide further efficiency whilst not compromising on capability.

The 2WD Ingenium 2.0 litre eD4 150hp Diesel engine produces 380Nm of torque and is optimised to deliver the best fuel economy in the range.

TD4 180hp

The Ingenium 2.0 litre 4-cylinder 180hp Turbocharged Diesel engine produces 430Nm of torque and is optimised to deliver the best fuel economy in the range.

- High-pressure common rail direct fuel injection, exhaust variable cam timing and a high-efficiency water-cooled intercooler work in combination for a clean, efficient combustion.
- Intelligent, electronically controlled, adaptive engine cooling only engages when required – minimising fuel consumption and CO₂ emissions.
- The engine features a variable geometry turbocharger that adapts to the changing flow of exhaust gases for high torque throughout the rev range and responsiveness that is uniform, progressive and reduces lag.

			CO ₂
	ACCELERATION 0-60 MPH (SECONDS)	TOP SPEED (MPH)	CO ₂ EMISSIONS (G/KM)
eD4 – 150hp			
Five-door (Manual)	9.3	113	From 154
TD4 – 180hp			
Five-door (Manual/Automatic)	9.1 / 8.6	124 / 121	From 160 / 164
Convertible (Automatic)	9.5	121	From 175





INGENIUM PETROL ENGINE

Si4 240hp

The Ingenium 2.0 litre 4-cylinder 240hp Turbocharged Petrol engine produces 340Nm of torque and delivers outstanding fuel economy and driveability.

- The intelligent Continuously Variable Valve Lift (CVVL) system varies the extent to which inlet valves are opened, reducing engine-pumping losses. This lets the engine 'breathe' with maximum efficiency, optimising power and torque.
- CVVL works in combination with dual independent variable cam timing for ultimate operating flexibility, resulting in excellent power and fuel economy across the rev range.
- For excellent acceleration and effortless overtaking, maximum torque is available at 1,250rpm.
- The twin-scroll turbocharger is fed by an integrated exhaust manifold which increases the transfer of energy to the turbine – significantly reducing turbo lag and improving engine response.

			CO ₂
	ACCELERATION 0-60 MPH (SECONDS)	TOP SPEED (MPH)	CO ₂ EMISSIONS (G/KM)
Si4 – 240hp			
Five-door (Automatic)	6.8	135	From 188

The figures provided are as a result of official manufacturer's tests in accordance with EU legislation. For comparison purposes only. Real world figures may differ. CO₂ and fuel economy figures may vary according to wheel fitment and optional extras fitted.



BODY AND CHASSIS

STRENGTH AND STABILITY

BODY

Range Rover Evoque features an extremely strong body structure which has been developed using advanced, weight-saving materials to deliver outstanding stiffness and refinement together with exemplary characteristics in collision situations.

The structure is based on a steel monocoque platform. Delivering the exciting design and sporting dynamics of Range Rover Evoque dictated that an all-new structure was developed.

Lightweight technologies are used extensively in the body design, including:

- Front fenders and tailgate assembly
- Magnesium cross car beam
- Optimised steel structure using high strength boron steels.

CHASSIS AND VEHICLE DYNAMICS

Range Rover Evoque has a chassis which has been specially developed by Land Rover's engineers to deliver on-road dynamics which combine sporting and agile responses with impressive refinement, while not compromising all-terrain capability.

Range Rover Evoque has fully independent suspension, with coil sprung struts front and rear, and isolated front and rear subframes, mounted to an exceptionally stiff steel monocoque bodysell. The performance of the base suspension system is supplemented by advanced technologies such as an intelligent 4 Wheel Drive (4WD) system.

The chassis features a number of innovations, such as Electric Power Assisted Steering (EPAS), which help the vehicle achieve its unique dynamic character and improved efficiency.

OPTIMISED STRUCTURE

The use of special ultra-high-strength steels in strategic load-bearing areas was a key design objective. The finished steel structure uses 18 percent (by weight) of high strength boron steels. These specialised steels deliver increased strength in critical areas, without the need to increase the thickness and weight of the pressings.

The ultra-high-strength boron steel has been used in key parts of the crash safety cell, including the A-pillars and sills. The Five-door body style also features B-pillars constructed of ultra-high strength boron steel. The resulting structure protects occupants using an incredibly strong and stable safety cell, and provides a very stiff platform for superior refinement and vehicle dynamics.

The use of ultra-high-strength boron steel in the A-pillar was critical in retaining the slim, raked pillar of the vehicle, without compromising the strength and safety of the structure.


Range Rover Evoque's optimised steel structure protects occupants using an incredibly strong and stable safety cell. The crash structure was optimised using state-of-the-art computer simulation tools, which allowed engineers to conduct 'virtual' collision tests long before physical prototypes were available.

Pedestrian safety has been given a very high priority, with a carefully optimised design for the front-end, bumpers, bonnet and cowl area to minimise potential injuries.

The Convertible steel body structure is further optimised using high tech materials to ensure the high strength structure is retained.



LIGHTWEIGHT
CHASSIS
COMPONENTS



MAGNERIDE™
DAMPERS

INTEGRAL
MULTI-LINK
SUSPENSION

SAFETY

As with every Land Rover, safety is a key priority in Range Rover Evoque. State-of-the-art Dynamic Stability Control and Roll Stability Control systems detect losses of traction and react to keep the vehicle on course and reduce the possibility of roll-over. In the unlikely event of a roll-over situation, the Convertible's roll-over protection system deploys two aluminium bars vertically from the rear bodywork within 90 milliseconds to create a survival space for occupants.

Each model of the range features a comprehensive occupant safety package, including seat belt pretensioners, driver and passenger airbags and a driver knee airbag. In addition, the Five-door body style comes with thorax and side curtain airbags, and the Convertible offers combined head thorax side airbags.

CURTAIN AIRBAGS* WITH ROLLOVER SENSING

In the event of a side impact or rollover, these are deployed to provide greater protection against head injuries.

FRONTAL AIRBAGS

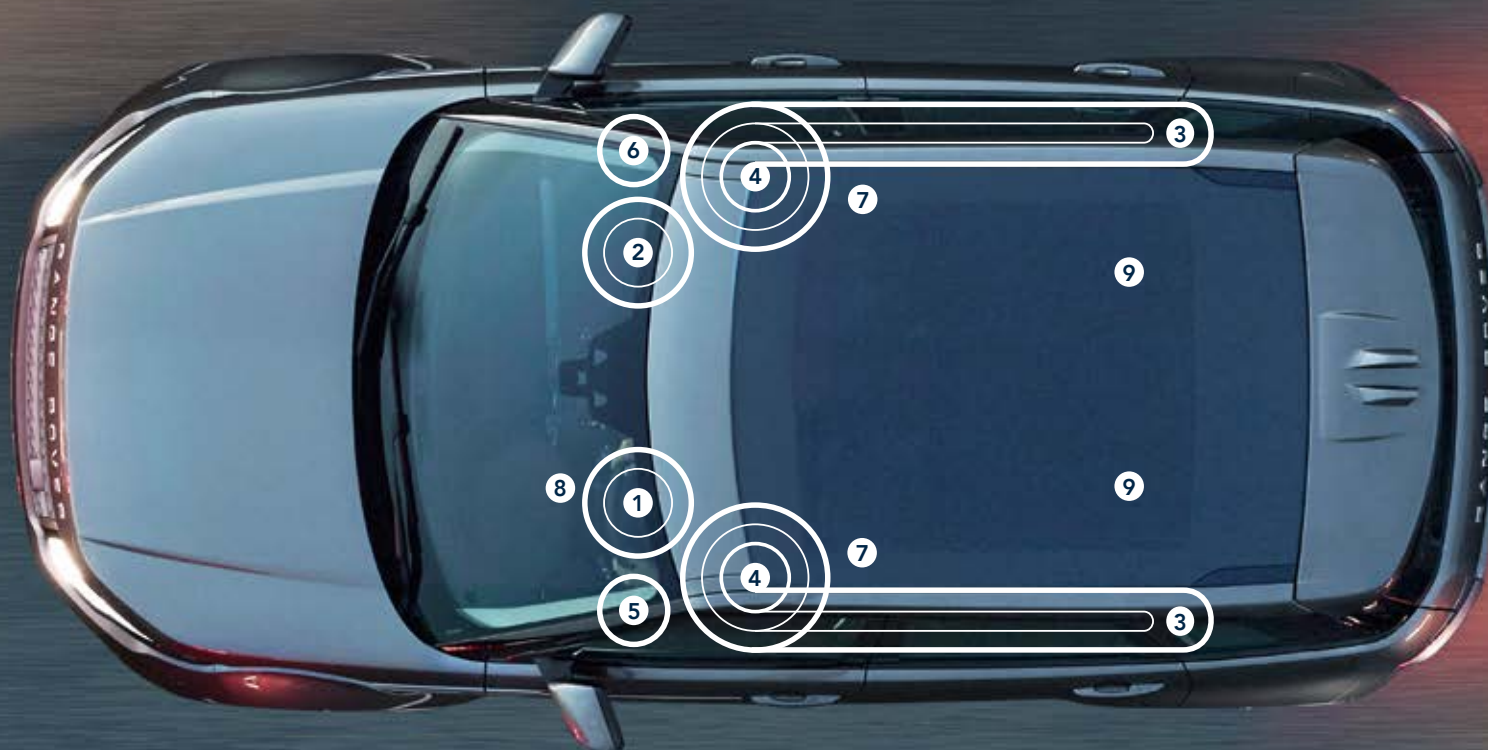
In a severe impact the driver and passenger airbags inflate to offer supplementary occupant protection.

DRIVER KNEE AIRBAG

The driver knee airbag inflates in the event of a frontal impact, providing additional protection to the occupants' lower legs.

PASSENGER SEAT BELT CHECK SYSTEM





SAFETY SYSTEMS

1 DRIVER AIRBAG

2 PASSENGER AIRBAG

3 SIDE CURTAIN AIRBAGS*

4 SIDE THORAX AIRBAGS**

5 DRIVER KNEE AIRBAG

6 AIRBAG DEACTIVATION SWITCH
FOR FRONT PASSENGER

7 SEAT BELT PRETENSIONERS

8 SEAT BELT REMINDER

9 ISOFIX POINTS

*Not available on Convertible **Convertible incorporates a combined head thorax airbag, providing head protection as well as thorax protection.
Vehicle shown above is a left hand drive model from the Land Rover Global range. The positioning of safety systems inside the vehicle will vary by market.
Please contact your nearest Land Rover Retailer for more information.

ENVIRONMENTAL

SUSTAINABILITY

Range Rover Evoque is the most compact Range Rover ever. Its credentials stem from a comprehensive approach to reducing environmental impact throughout the life-cycle of the vehicle. Its size has helped Range Rover Evoque minimise weight, improve aerodynamic performance, and deliver more sporting, agile handling with a lower centre of gravity.

Such radical thinking and production processes bear testimony to Land Rover's unwavering commitment to deliver a more sustainable future.



LIGHTWEIGHT MATERIALS

Starting at just 1,679kg* and using a range of advanced lightweight materials, Range Rover Evoque is the lightest Range Rover ever. There are key weight-saving materials throughout the vehicle, including a magnesium cross car beam, aluminium bonnet and, on the Five-door body style, also the roof. The front fenders and tailgate assembly are constructed from composite materials.

Even the laminated windscreen is reduced in weight to help improve fuel efficiency, performance and handling.

STOP/START

All engines feature intelligent Stop/Start technology that automatically shuts down the engine at rest and starts it again as soon as the brake pedal is released or the clutch pedal is fully pressed on manual transmissions. This helps to reduce fuel consumption and CO₂ emissions.

LIFE CYCLE ASSESSMENT

In order to minimise the vehicle's overall ecological impact, Range Rover Evoque is designed with a life cycle approach, aiming to minimise the environmental impact by considering the entire life cycle of the vehicle: from development and manufacturing, through customer use, to end-of-life recycling and re-use. Each element of the life cycle was analysed with a view to consuming fewer natural resources, using more sustainable materials and minimising the generation of waste.



*Figure refers to Five-door 2.0L eD4 Manual.
Vehicle shown left is HSE Dynamic Five-door in Yulong White with optional features.

RANGE ROVER EVOQUE OFFERS YOU GREAT OPTIONS AND FLEXIBILITY TO PERSONALISE YOUR VEHICLE.

The following pages take you through a logical series of steps to make your vehicle a true expression of your individuality. You have a number of choices: from selecting your engine and model to exterior and interior colours, wheels, finishes and those detailed touches that define your character.

If you'd like to bring your options to life, go to our online configurator at landrover.co.uk

50-51

1

**STEP 1
CHOOSE YOUR ENGINE**

You can select from a range of powerful petrol or diesel engines.

52-77

2

**STEP 2
CHOOSE YOUR MODEL
AND OPTIONS**

Compare the standard and optional features on each model.

78-79

3

**STEP 3
CHOOSE YOUR COLOUR**

There's a wide range on offer to enable you to express yourself.

80-81

4

**STEP 4
CHOOSE YOUR WHEELS**

There's a range of styles, each one designed to complement the bold exterior.

82-91

5

**STEP 5
CHOOSE YOUR INTERIOR**

When you choose your interior, you can personalise it by selecting your ideal colour combination of seats, materials and your preferred finisher. These three considerations help celebrate and enhance a sense of your own style.

92-97

6

**STEP 6
CHOOSE YOUR
LAND ROVER GEAR**

Additional accessories can enhance your personal requirements.

98-101

TECHNICAL DETAILS

Technical information and data for dimensions, performance and specifications.

1



DRIVELINE, ENGINE PERFORMANCE AND FUEL ECONOMY

The Ingenium diesel engines are fully EU6 compliant, and are coupled with lightweight all-aluminium construction 6-speed Manual Transmission or 9-speed Automatic Transmission. This delivers greatly improved fuel efficiency and lower CO₂ emissions.

All engines feature intelligent Stop/Start technology, automatically shutting down the engine at rest when possible, and re-starting it again as soon as you lift your foot off the brake.

		DIESEL			PETROL
		2.0L eD4	2.0L TD4		2.0L Si4
		MANUAL*	MANUAL*	AUTOMATIC	AUTOMATIC*
		150	180	180	240
POWER (hp)		2 Wheel Drive (2WD)	4 Wheel Drive (4WD)	4 Wheel Drive (4WD)	4 Wheel Drive (4WD)
Driveline		2 Wheel Drive (2WD)	4 Wheel Drive (4WD)	4 Wheel Drive (4WD)	4 Wheel Drive (4WD)
Maximum power (hp / rpm)		150 / 3,500	180 / 4,000	180 / 4,000	240 / 5,500
Maximum torque (Nm / rpm)		380 / 1,750	430 / 1,750	430 / 1,750	340 / 1,250
Capacity (cc)		1,999	1,999	1,999	1,997
No. of cylinders		4	4	4	4
Valves per cylinder		4	4	4	4
Cylinder layout		In-line	In-line	In-line	In-line
FUEL ECONOMY					
(Five-door/Convertible)					
Combined	Up to mpg	48.7	46.3	45.6 / 42.8	34.4
CO ₂ Combined emissions	From g/km	154	160	164 / 175	188

MODELS BY ENGINE

	SE	SE TECH	LANDMARK EDITION	HSE DYNAMIC	HSE DYNAMIC LUX	SE DYNAMIC (CONVERTIBLE)	HSE DYNAMIC (CONVERTIBLE)	HSE DYNAMIC LUX (CONVERTIBLE)
2.0L eD4 Diesel (150hp)	■	■		■	■			
2.0L TD4 Diesel (180hp)	■	■	■	■	■	■	■	■
2.0L Si4 Petrol (240hp)			■	■	■			

*Not available on Convertible.

The figures provided are as a result of official manufacturer's tests in accordance with EU legislation. For comparison purposes only. Real world figures may differ. CO₂ and fuel economy figures may vary according to wheel fitment and optional extras fitted.

Low fuel warning at approximately 13.6L on diesel engines and 11.6L on petrol engines.

Vehicle shown left is from the Land Rover global range and is not available in the UK.

2

EACH MODEL HAS A CHOICE OF ENGINES AND UNIQUE FEATURES

This guide will help you to select your ideal Range Rover Evoque. On the following pages you'll see the key standard features for each model.

RANGE ROVER EVOQUE SE



- Brunel grille and Atlas grille surround
- Halogen headlights
- Brunel fender vent blade
- Body-coloured door handles
- Body-coloured mirror caps
- Atlas bonnet and tailgate script
- Rain sensing windscreen wipers
- Auto-dimming interior rear view mirror
- Front and Rear Parking Aid

- Ambient Interior Lighting
- Rear centre armrest
- Carpet mats
- 18" 5 split-spoke 'Style 506' alloy wheels
- Power fold, heated door mirrors with approach and puddle lights
- 8-way electric front seats
- Grained leather seats
- White Techno Silver inner and Dark Techno Silver outer tow eye finisher.

RANGE ROVER EVOQUE SE TECH



- Contents of SE, plus:
- Automatic High Beam Assist (AHBA)
 - Navigation
 - Front fog lights
 - Heated windscreen and washer jets.

- Replaces SE content:
- Narvik Black grille, fender vents and mirror caps
 - Anthracite Black inner and Dark Techno Silver outer front and rear tow eye finisher
 - Xenon headlights with LED signature and power wash
 - Narvik Black tailgate finisher
 - 18" 7 spoke 'Style 706' alloy wheels
 - Perforated grained leather seats
 - 12-way electric seats.

RANGE ROVER EVOQUE HSE DYNAMIC



Contents of SE Tech, plus:

- Dynamic body style
- Narvik Black bonnet louvres
- Bright square exhaust finisher
- Perforated Windsor leather steering wheel
- Bright pedals
- Panoramic roof.

Replaces SE Tech content:

- Corris Grey grille surround*
- Narvik Black inner and Indus Silver outer front and rear tow eye finishers*
- Meridian™ Surround Sound System 380W with 10 speakers plus subwoofer (Touch Pro)
- 10" Touchscreen
- 20" 5 split-spoke 'Style 504' alloy wheels
- Illuminated aluminium front treadplates with Range Rover script
- Dark Sport Textured Aluminium trim finisher.

RANGE ROVER EVOQUE HSE DYNAMIC LUX



Contents of HSE Dynamic, plus:

- Park Assist – Parallel Park/Parking Exit/Perpendicular Park
- 360° Parking Aid
- Surround Camera System
- Blind Spot Monitor with Reverse Traffic Detection
- Keyless Entry
- Powered gesture tailgate

- Meridian™ Surround Sound System 825W with 16 speakers plus subwoofer (Touch Pro)
- Dual View Display
- Lane Keep Assist with Driver Condition Monitor
- Traffic Sign Recognition
- Digital TV.

*When Corris Grey or Silicon Silver exterior colours are selected, grille surround becomes Atlas and tow eye finisher outer becomes Indus Silver.



LANDMARK EDITION

Delivering true standout, Landmark Edition comes in six colours – Yulong White, Corris Grey, Indus Silver, Santorini Black, Firenze Red and Moraine Blue – all featuring the Carpathian Grey contrast roof as standard. Its dynamic body style offers unique 19" 7 split-spoke 'Style 707' alloy wheels with Dark Grey finish and a Graphite Atlas trim throughout. A distinctive interior features grained leather in Ebony with Lunar stitch and a striking Dark Satin Brushed Aluminium trim finisher.

Landmark Edition standard features include:

- Dynamic body style
- 19" 7 split-Spoke 'Style 707' with Gloss Dark Grey finish
- Carpathian Grey contrast roof
- Dark Satin Brushed Aluminium trim finisher
- Keyless Entry
- Powered gesture tailgate
- Fixed panoramic roof
- Land Rover Sound System with 8 speakers (Touch)
- 8" Touchscreen
- Graphite Atlas fender vents, bonnet louvres, grille, grille surround and bonnet and tailgate script
- Graphite Atlas bonnet louvres
- Graphite Atlas bonnet and tailgate script
- Narvik Black inner and Carpathian Grey outer front and rear tow eye finishers
- Perforated grained leather interior in Ebony with Lunar stitch.



CONVERTIBLE MODELS

RANGE ROVER EVOQUE CONVERTIBLE SE DYNAMIC



- Brunel grille and inner surround with Narvik Black outer surround
- Xenon headlights with LED signature and power wash
- Brunel fender vents
- Body-coloured door handles
- Narvik Black mirror caps
- Atlas bonnet and tailgate script
- Narvik Black inner and Corris Grey outer front and rear tow eye finishers*
- Bright square exhaust finisher
- Brunel tailgate finisher
- 19" 10 spoke 'Style 103' alloy wheels
- Power fold, heated door mirrors with memory functionality, approach and puddle lights
- Wind deflector fixing points
- 8-way electric front seats with memory
- Perforated grained leather seats
- 10" Touchscreen
- Meridian™ Sound System 380W with 10 speakers plus subwoofer (Touch Pro)
- Textured Aluminium trim finisher.

RANGE ROVER EVOQUE CONVERTIBLE HSE DYNAMIC



- Contents of SE Dynamic, plus:
- Rear View Camera
 - Configurable Ambient Interior Lighting
 - Illuminated aluminium front treadplates with Range Rover script
 - Automatic High Beam Assist (AHBA).

- Replaces SE Dynamic content:
- Narvik Black Dynamic grille with Corris Grey surround*
 - Narvik Black fender vents, bonnet louvres and tailgate finisher
 - 20" 5 split-spoke 'Style 504'
 - 12-way electric front seats with memory
 - Perforated Windsor leather seats.

RANGE ROVER EVOQUE CONVERTIBLE HSE DYNAMIC LUX



Contents of HSE Dynamic, plus:

- Parallel Park/Parking Exit/Perpendicular Park
- 360° Parking Aid
- Surround Camera System
- Blind Spot Monitor with Reverse Traffic Detection
- Keyless Entry
- Meridian™ Surround Sound System 660W with 12 speakers plus subwoofer (Touch Pro)
- Lane Keep Assist with Driver Condition Monitor
- Traffic Sign Recognition
- Ski hatch with rear seat centre armrest
- Wind deflector.



PERSONALISING THE EXTERIOR

Range Rover Evoque offers a unique design pack to further personalise the exterior – the optional Black Design Pack.

BLACK DESIGN PACK

The optional Black Design Pack emphasises the confident stance of the vehicle – making it really stand out from the crowd. It is available on HSE Dynamic models in both Five-door and Convertible body styles.

The pack gives the overall design of the vehicle a more assertive appearance, with Narvik Black exterior elements and unique distinctive Satin Black alloy wheels.

- 20" 5 split-spoke 'Style 508' with Satin Black finish
- Narvik Black front and rear tow eye finishers
- Darkened headlights, rear tail lights and front fog lights
- Narvik Black Range Rover script (bonnet and tailgate)
- Dynamic square Black exhaust finishers
- Narvik Black grille surround.



STANDARD AND OPTIONAL FEATURES

Engine Transmission, Suspension and Driving Dynamics

	OPTION CODE	2.0L eD4	2.0L TD4	2.0L Si4	DESCRIPTION
6-speed Manual Transmission (1)		■	■	–	
9-speed Automatic Transmission (4WD) (2)	078BY	–	□	■	Please refer to page 38.
2 Wheel Drive (2WD)		■	–	–	
4 Wheel Drive (4WD)		–	■	■	
Efficient Driveline		–	■	■	
Adaptive Dynamics (3)	027CY	–	□	□	Please refer to page 24.
Terrain Response		–	■	■	
All Terrain Progress Control (ATPC) (4)	095CB	–	□	■	Please refer to page 21.
Torque Vectoring by Braking		–	■	■	
Hill Descent Control (HDC)		–	■	■	
Hill Start Assist		■	■	■	
18" Brakes		–	–	–	

■ Standard □ Optional – Not Available.

(1) Not available on Convertible models (2) Standard on Convertible models (3) Only available with 19" and 20" wheels. Not available on SE, SE Tech, Landmark Edition or Convertible models

(4) Only available with 9-speed Automatic Transmission. Standard on Convertible models.

Engine Transmission, Suspension
and Driving Dynamics (continued)

OPTION CODE	2.0L eD4	2.0L TD4	2.0L Si4	DESCRIPTION
	■	■	■	Stop/Start technology
	■	■	■	Anti-lock Braking System (ABS)
	■	■	■	Cruise control
	■	■	■	Electronic Power Assisted Steering (EPAS)
	■	■	■	Traction Control System (TCS)
	■	■	■	Dynamic Stability Control (DSC)
	■	■	■	Roll Stability Control (RSC)
	■	■	■	Engine Drag Torque Control (EDC)
	■	■	■	Electric Parking Brake (EPB)
	■	■	■	Emergency Brake Assist (EBA)
	■	■	■	Electronic Brake-force Distribution (EBD)
	■	■	■	Trailer Stability Assist
	■	■	■	Push Button Start

■ Standard.

STANDARD AND OPTIONAL FEATURES

Exterior Features and Finishers

	OPTION CODE	SE	SE TECH	LANDMARK EDITION	HSE DYNAMIC	HSE DYNAMIC LUX	SE DYNAMIC (CONVERTIBLE)	HSE DYNAMIC (CONVERTIBLE)	HSE DYNAMIC LUX (CONVERTIBLE)	DESCRIPTION
ROOF AND EXTERIOR DESIGN										
Body-coloured door handles		■	■	■	■	■	■	■	■	
Body-coloured roof with matching spoiler		■	■	–	■	■	–	–	–	
Fixed panoramic roof	041CX	□	□	■	■	■	–	–	–	Please refer to page 37.
Black contrast roof (1)	080AN	□	□	–	□	□	–	–	–	
Grey contrast roof (1)	080EE	□	□	–	□	□	–	–	–	
Carpathian Grey contrast roof		–	–	■	–	–	–	–	–	
Anthracite side sills		■	■	■	■	■	■	■	■	
Brunel fender blade		■	–	–	–	–	■	–	–	
Narvik Black fender blade		–	■	–	■	■	–	■	■	
Graphite Atlas fender blade		–	–	■	–	–	–	–	–	
Brunel tailgate finisher		■	–	–	–	–	■	–	–	
Narvik Black tailgate finisher		–	■	■	■	■	–	■	■	
Brunel grille		■	–	–	–	–	■	–	–	
Narvik Black grille		–	■	–	■	■	–	■	■	
Graphite Atlas grille		–	–	■	–	–	–	–	–	
Body-coloured door claddings		–	–	■	■	■	■	■	■	
Anthracite door claddings		■	■	–	–	–	–	–	–	
Brunel lower door cladding insert		■	–	–	–	–	–	–	–	
Narvik Black lower door cladding insert		–	■	–	–	–	–	–	–	

■ Standard □ Optional – Not Available.

(1) When contrast roof colour is selected, door mirrors are always in Narvik Black.

Exterior Features and Finishers (continued)

	OPTION CODE	SE	SE TECH	LANDMARK EDITION	HSE DYNAMIC	HSE DYNAMIC LUX	SE DYNAMIC (CONVERTIBLE)	HSE DYNAMIC (CONVERTIBLE)	HSE DYNAMIC LUX (CONVERTIBLE)	DESCRIPTION
ROOF AND EXTERIOR DESIGN										
Dynamic front and rear bumper		–	–	■	■	■	■	■	■	
Brunel bonnet louvres		–	–	–	–	–	■	–	–	
Narvik Black bonnet louvres		–	–	–	■	■	–	■	■	
Graphite Atlas bonnet louvres		–	–	■	–	–	–	–	–	
Body-coloured mirror caps		■	–	–	–	–	–	–	–	
Narvik Black mirror caps		–	■	■	■	■	■	■	■	
GLASS AND EXTERIOR MIRRORS										
Heated rear window		■	■	■	■	■	■	■	■	
Heated windscreen (2)	040AK	□	■	■	■	■	■	■	■	
Heated washer jets (2)	040AQ	□	■	■	■	■	■	■	■	
Infrared reflective windscreen	047AP	□	□	□	□	□	□	□	□	This is a fine metallic coating made up of several layers of titanium and silver to create an infrared reflective coating, keeping the vehicle cooler in hot conditions.
Privacy glass	047AB	□	□	□	□	□	–	–	–	Provides increased privacy for rear passengers by restricting vision into the rear cabin.

■ Standard □ Optional – Not Available.

(2) Only available as part of the Cold Climate Convenience Pack.

STANDARD AND OPTIONAL FEATURES

Exterior Features and Finishers (continued)

	OPTION CODE	SE	SE TECH	LANDMARK EDITION	HSE DYNAMIC	HSE DYNAMIC LUX	SE DYNAMIC (CONVERTIBLE)	HSE DYNAMIC (CONVERTIBLE)	HSE DYNAMIC LUX (CONVERTIBLE)	DESCRIPTION
GLASS AND EXTERIOR MIRRORS										
Power fold, heated door mirrors with approach and puddle lights		■	■	■	–	–	–	–	–	
Auto-dimming power fold, heated door mirrors with memory functionality, approach and puddle lights	030NL	□	□	□	■	■	■	■	■	Working in conjunction with the auto-dimming interior rear view mirror, electrochromic mirror glass is triggered through a sensor activated by low or poor lighting conditions. The exterior mirror glass darkens proportionally to the light detected by the sensors.
HEADLIGHTS AND LIGHTING										
Halogen headlights		■	–	–	–	–	–	–	–	
Xenon headlights with LED signature and power wash	064CW	□	■	■	■	■	■	■	■	
Adaptive LED headlights with LED signature	064GJ	–	–	–	□	□	□	□	□	
Automatic headlights and rain sensing wipers		■	■	■	■	■	■	■	■	
Automatic High Beam Assist (AHBA) (1)	030NT	□	■	■	■	■	□	■	■	Automatic High Beam Assist headlights automatically dip when traffic is detected, reverting when vehicles have passed.
Front fog lights	064AP	□	■	■	■	■	■	■	■	
WHEEL FEATURES										
Tyre Repair System		■	■	■	■	■	■	■	■	
Locking wheel nuts		■	■	■	■	■	■	■	■	
Tyre Pressure Monitoring System (TPMS)		■	■	■	■	■	■	■	■	
18" temporary spare wheel and toolkit (2)	029NZ	□	□	□	□	□	□	□	□	

■ Standard □ Optional – Not Available.

(1) Not available with halogen headlights (2) Replaces Tyre Repair System.

Seating, Interior Features and Finishers

	OPTION CODE	SE	SE TECH	LANDMARK EDITION	HSE DYNAMIC	HSE DYNAMIC LUX	SE DYNAMIC (CONVERTIBLE)	HSE DYNAMIC (CONVERTIBLE)	HSE DYNAMIC LUX (CONVERTIBLE)	DESCRIPTION
SEATING										
Grained leather seats	033AS	■	□	–	–	–	–	–	–	Please refer to page 82-83.
Perforated grained leather seats		–	■	■	–	–	■	–	–	Please refer to page 82-83.
Perforated Windsor leather seats	033JK	–	–	–	□	□	–	–	–	Please refer to page 82-83.
Perforated Windsor leather seats (Dynamic design) (3)	033YA	–	–	–	■	■	□	■	■	Seat centre panel features horizontal ribbed design. Please refer to page 82-83.
Full Windsor leather interior	032CG	–	–	–	□	□	–	□	□	Adds Windsor leather to the door top roll, facia mid-section and facia topper.
Rear seat 60:40 split		■	■	■	■	■	–	–	–	
Heated front seats		■	■	■	■	■	■	■	■	Please refer to page 36.
Heated front and rear seats (4)	033EQ	□	□	□	□	□	–	–	–	Please refer to page 36.
Heated and cooled front seats (5)	033GP	–	–	–	–	–	–	□	□	Please refer to page 36.
Heated and cooled front seats with heated rear seats (4) (5)	033GQ	–	–	–	□	□	–	–	–	Please refer to page 36.
8-way electric front seats		■	–	–	–	–	–	–	–	
8-way electric front seats with memory		–	–	–	–	–	■	–	–	
12-way electric front seats	033UV	□	■	■	–	–	–	–	–	
12-way electric front seats with memory (6)	033UF	□	□	□	■	■	□	■	■	
14-way electric front seats with memory	033UG	–	–	–	□	□	–	□	□	
14-way electric front seats with memory and massage (7)	033UO	–	–	–	□	□	–	□	□	14-way seats increases seat functionality with seat bolsters.

■ Standard □ Optional – Not Available.

(3) Only available with 12-way seats on the SE Dynamic Convertible (4) Heating available to outboard rear seats only (5) Only available with 14-way seats

(6) Only available with power fold door mirrors with memory (7) Only available with heated and cooled seats.

STANDARD AND OPTIONAL FEATURES

Seating, Interior Features and Finishers (continued)

	OPTION CODE	SE	SE TECH	LANDMARK EDITION	HSE DYNAMIC	HSE DYNAMIC LUX	SE DYNAMIC (CONVERTIBLE)	HSE DYNAMIC (CONVERTIBLE)	HSE DYNAMIC LUX (CONVERTIBLE)	DESCRIPTION
SEATING										
Sport seat (1)	033CN	–	–	–	□	□	–	□	□	Please refer to page 83.
Rear centre head restraint		■	■	■	■	■	–	–	–	
Rear seat centre armrest	033FJ	■	■	■	■	■	□	□	■	On Convertible also includes ski hatch.
STEERING WHEEL										
Manually adjustable steering column		■	■	■	■	■	■	■	■	
Leather steering wheel		■	■	■	–	–	–	–	–	
Perforated leather steering wheel		–	–	–	■	■	■	■	■	
Heated steering wheel (2)	032DV	□	□	□	□	□	□	□	□	

■ Standard □ Optional – Not Available.

(1) Only available on HSE Dynamic and HSE Dynamic Lux Five-door or as part of the Dynamic Plus Pack. Only available in Ebony or Ebony/Pimento interior colourways. Please contact your nearest Land Rover Dealer for feature availability.

(2) Available on SE as part of Cold Climate Convenience Pack.

Seating, Interior Features and Finishers
(continued)

	OPTION CODE	SE	SE TECH	LANDMARK EDITION	HSE DYNAMIC	HSE DYNAMIC LUX	SE DYNAMIC (CONVERTIBLE)	HSE DYNAMIC (CONVERTIBLE)	HSE DYNAMIC LUX (CONVERTIBLE)	DESCRIPTION
INTERIOR FINISHERS										
Satin Brushed Aluminium trim finisher		■	■	–	–	–	–	–	–	Please refer to page 91.
Dark Satin Brushed Aluminium trim finisher		–	–	■	–	–	–	–	–	Please refer to page 91.
Textured Aluminium trim finisher	088GR	–	–	–	□	□	■	■	■	Please refer to page 91.
Dark Sport Textured Aluminium trim finisher		–	–	–	■	■	–	–	–	Please refer to page 91.
Gloss Black Strata veneer	088GQ	–	–	–	□	□	–	□	□	Please refer to page 91.
Figured Macassar Wood veneer	088GN	□	□	–	–	–	–	–	–	Please refer to page 91.
INTERIOR FEATURES										
Automatic climate control – with air filtration		■	■	■	■	■	■	■	■	
Proximity sensing and touch detection for overhead map lights		■	■	■	■	■	■	■	■	
Global opening/closing for all windows from smart key		■	■	■	■	■	■	■	■	
Centre console with sliding armrest		■	■	■	■	■	■	■	■	
Illuminated footwell, glovebox, door release, overhead console downlighter, load compartment light and map lights		■	■	■	■	■	■	■	■	
Illuminated vanity mirror		■	■	■	■	■	■	■	■	
Luggage compartment anchor points		■	■	■	■	■	■	■	■	
Luggage cover		■	■	■	■	■	–	–	–	

■ Standard □ Optional – Not Available.

STANDARD AND OPTIONAL FEATURES

Seating, Interior Features and Finishers (continued)

	OPTION CODE	SE	SE TECH	LANDMARK EDITION	HSE DYNAMIC	HSE DYNAMIC LUX	SE DYNAMIC (CONVERTIBLE)	HSE DYNAMIC (CONVERTIBLE)	HSE DYNAMIC LUX (CONVERTIBLE)	DESCRIPTION
INTERIOR FEATURES										
Chrome front and tailgate treadplates with Range Rover script (1)	048BG	□	□	□	–	–	□	–	–	
Illuminated aluminium front treadplates with Range Rover script and Chrome tailgate (1)		–	–	–	■	■	–	■	■	
Carpet mats	079AJ	■	■	■	■	■	■	■	■	
Premium carpet mats	079CA	–	–	–	□	□	–	□	□	
Auto-dimming interior rear view mirror		■	■	■	■	■	■	■	■	
Cabin Air Quality Sensor		■	■	■	■	■	■	■	■	Advanced air filtration and air quality sensing system to facilitate automatic recirculation when outside air quality is poor or pollen counts are high.
Climate control rear vents		■	■	■	■	■	■	■	■	
Smoker's Pack	094AA	□	□	□	□	□	□	□	□	Includes single ashtray and single cigarette lighter.
Ambient Interior Lighting		■	■	■	–	–	■	–	–	
Configurable Ambient Interior Lighting		–	–	–	■	■	–	■	■	Please refer to page 36.

■ Standard □ Optional – Not Available.

(1) Tailgate treadplate not fitted on Convertible.

Safety and Security

OPTION CODE	SE	SE TECH	LANDMARK EDITION	HSE DYNAMIC	HSE DYNAMIC LUX	SE DYNAMIC (CONVERTIBLE)	HSE DYNAMIC (CONVERTIBLE)	HSE DYNAMIC LUX (CONVERTIBLE)	DESCRIPTION
Airbags (driver airbags and knee bolster airbag; front passenger airbag, curtain airbags and side airbags)	■	■	■	■	■	–	–	–	
Airbags (driver airbags and knee bolster airbag; front passenger airbag and side airbags – seat mounted with head protection)	–	–	–	–	–	■	■	■	
Front height adjustable seat belts (Five-door only)	■	■	■	■	■	–	–	–	
ISOFIX mounting points in outboard rear seats	■	■	■	■	■	■	■	■	
Intrusion sensor	■	■	■	■	■	■	■	■	The intrusion sensor offers enhanced theft-protection, using ultrasonic sensors to detect any intrusion into the cabin area when the vehicle is locked. When the alarm is activated, the vehicle emits an acoustic warning and the hazard warning lights are automatically switched on.
Automated hazard warning lights under heavy braking	■	■	■	■	■	■	■	■	

■ Standard □ Optional – Not Available.

STANDARD AND OPTIONAL FEATURES

Driver Assistance, Convenience and Loadspace Features

	OPTION CODE	SE	SE TECH	LANDMARK EDITION	HSE DYNAMIC	HSE DYNAMIC LUX	SE DYNAMIC (CONVERTIBLE)	HSE DYNAMIC (CONVERTIBLE)	HSE DYNAMIC LUX (CONVERTIBLE)	DESCRIPTION
DRIVER ASSISTANCE										
Rear Parking Aid		■	■	■	■	■	■	■	■	
Front Parking Aid		■	■	■	■	■	■	■	■	
Rear View Camera (1)	086FA	□	□	□	■	–	□	■	–	As one of the driver assistance technologies, providing improved visibility when reversing, the Rear View Camera is a valuable parking aid and offers help when hitching a trailer. Static lines representing the vehicles outer perimeter and predicted path are superimposed on the rearward image, to make parking in tight spots as easy as possible.
Surround Camera System	086GC	□	□	□	□	■	□	□	■	Using four digital cameras mounted around the vehicle, this system provides an all-round view of your surroundings on the full-colour Touchscreen, assisting in tight manoeuvring. When towing, it provides additional information to aid with reversing.
Surround Camera System with Towing Assist and Wade Sensing™ (2) (3)	086GN	□	□	□	□	–	□	□	–	Please refer to page 23.
Park Assist – Parallel Park/Parking Exit	086GZ	□	□	□	□	–	–	–	–	Please refer to page 35.
Park Assist – Parallel Park/Parking Exit/Perpendicular Park (4)	086HA	□	□	□	□	■	□	□	■	Please refer to page 35.

■ Standard □ Optional – Not Available.

(1) Not available with Surround Camera System with Towing Assist (2) Only available with power fold door mirrors with memory (3) Only available with Blind Spot Monitor with Reverse Traffic Detection

(4) When specified with Touch Pro, only available with 360° Parking Aid.

Driver Assistance, Convenience
and Loadspace Features (continued)

	OPTION CODE	SE	SE TECH	LANDMARK EDITION	HSE DYNAMIC	HSE DYNAMIC LUX	SE DYNAMIC (CONVERTIBLE)	HSE DYNAMIC (CONVERTIBLE)	HSE DYNAMIC LUX (CONVERTIBLE)	DESCRIPTION
DRIVER ASSISTANCE										
360° Park Assist (5)	036MB	□	□	□	□	■	□	□	■	Please refer to page 35.
Blind Spot Monitor and Reverse Traffic Detection (2)	086GF	□	□	□	□	■	□	□	■	Please refer to page 34.
Adaptive Cruise Control with Queue Assist, Forward Alert and High Speed Intelligent Emergency Braking (6)	065AG	–	–	–	□	□	–	□	□	Please refer to page 34.
Lane Departure Warning with Autonomous Emergency Braking		■	■	■	■	–	■	■	–	A forward-facing camera monitors the lane markings on both sides of the vehicle and gives the driver a discrete warning should the driver drift out of the lane, allowing the driver to take the appropriate action.
Lane Keep Assist with Lane Departure Warning, Autonomous Emergency Braking and Driver Condition Monitor	086BD	□	□	□	□	■	□	□	■	Includes Autonomous Emergency Braking. Please refer to page 34.
Traffic Sign Recognition (7)	086DB	□	□	□	□	■	□	□	■	

■ Standard □ Optional – Not Available.

(5) Only available with Touch Pro and Park Assist – Parallel Park/Parking Exit/Perpendicular Park (6) Only available with Automatic Transmission (7) Requires Navigation.

STANDARD AND OPTIONAL FEATURES

Driver Assistance, Convenience and Loadspace Features (continued)

	OPTION CODE	SE	SE TECH	LANDMARK EDITION	HSE DYNAMIC	HSE DYNAMIC LUX	SE DYNAMIC (CONVERTIBLE)	HSE DYNAMIC (CONVERTIBLE)	HSE DYNAMIC LUX (CONVERTIBLE)	DESCRIPTION
CONVENIENCE FEATURES										
HomeLink®	025CT	□	□	□	□	□	□	□	□	This universal transmitter can be programmed to operate up to three home or office wireless controlled systems, such as garage doors, automatic gates, or security lighting.
Keyless Entry	066AC	□	□	■	□	■	□	□	■	The driver is able to access and lock/alarm the vehicle without the need to take the remote smart key out of a bag or pocket.
LOADSPACE FEATURES										
Powered tailgate (1)	070AV	□	□	–	□	–	–	–	–	Opened at the touch of a button on either the fascia or smart key, the opening height is programmable to suit personal preferences and accommodate more confined loading areas. The tailgate is closed via a button on the inside of the tailgate.
Powered gesture tailgate (2)	070BA	□	□	■	□	■	–	–	–	Please refer to page 37.
Loadspace stowage rails	135AH	□	□	□	□	□	–	–	–	For extra convenience, loadspace stowage rails keeps luggage safe in the loadspace area. Retailer fit option is also available.
Wind deflector (3)	041EB	–	–	–	–	–	□	□	■	Please refer to page 16.

■ Standard □ Optional – Not Available.

(1) Not available with Keyless Entry (2) Only available with Keyless Entry (3) In common with other Convertible vehicles, the wind deflector covers the rear seats, and thus cannot be used when rear seat passengers are being carried.

Information, Communication
and Entertainment

	OPTION CODE	SE	SE TECH	LANDMARK EDITION	HSE DYNAMIC	HSE DYNAMIC LUX	SE DYNAMIC (CONVERTIBLE)	HSE DYNAMIC (CONVERTIBLE)	HSE DYNAMIC LUX (CONVERTIBLE)	DESCRIPTION
12V auxiliary power sockets (front and luggage compartment)		■	■	■	■	■	■	■	■	
Bluetooth® audio streaming and phone connection		■	■	■	■	■	■	■	■	
Protect		■	■	■	■	■	■	■	■	
8" Touchscreen (4)		■	■	■	–	–	–	–	–	
10" Touchscreen (5)	087AP	□	□	□	■	–	■	■	■	Please refer to pages 28-29 and 32-33.
10" Touchscreen with Dual-view (6)	087AS	□	□	□	□	■	–	–	–	Please refer to pages 28-29 and 32-33.
Land Rover Sound System with 8 speakers (Touch)		■	■	■	–	–	–	–	–	Includes single USB socket. Please refer to page 30.
Meridian™ Sound System 380W with 10 speakers plus subwoofer (Touch Pro) (7)	025LM	□	□	□	■	–	■	■	–	Includes twin USB sockets. Please refer to page 30.
Meridian™ Surround Sound System 825W with 16 speakers plus subwoofer (Touch Pro) (7)	025LN	□	□	□	□	■	□	□	■	Includes twin USB sockets. On Convertible models the Surround Sound System offers 660W with 12 speakers plus subwoofer. Please refer to page 30.

■ Standard □ Optional – Not Available.

(4) Not available with Meridian™ Sound System (5) Only available with Meridian™ Sound System 380W or Meridian™ Surround Sound System 825W

(6) Requires Meridian™ Surround Sound System 825W. Available as part of the Front Seat Entertainment Pack on SE, SE Tech and Landmark Edition

(7) Requires Navigation Pro on SE and requires Connect Pro Pack on SE, SE Tech and Landmark Edition.

The Bluetooth® word mark and logos are owned by the Bluetooth SIG, Inc. and any use of such marks by Land Rover is under licence.

STANDARD AND OPTIONAL FEATURES

Information, Communication and Entertainment (continued)

	OPTION CODE	SE	SE TECH	LANDMARK EDITION	HSE DYNAMIC	HSE DYNAMIC LUX	SE DYNAMIC (CONVERTIBLE)	HSE DYNAMIC (CONVERTIBLE)	HSE DYNAMIC LUX (CONVERTIBLE)	DESCRIPTION
Digital Audio Broadcast (DAB) radio		■	■	■	■	■	■	■	■	
Digital TV (1) (2) (3) (4)	129AA	□	□	□	□	■	–	–	–	
CD/DVD player (3)	025AM	□	□	□	■	■	■	■	■	
Navigation (5)	087AT	□	■	■	–	–	–	–	–	This feature is able to store information, make lane recommendations and operate in tunnels all whilst navigating you to your destination. Please refer to pages 28-29 and 32-33.
Navigation Pro (3) (6)	087AU	□	□	□	■	■	■	■	■	Please refer to pages 28-29 and 32-33.
Head-up Display (7) (8)	039IB	□	□	□	□	□	□	□	□	Please refer to page 28.
Remote Premium (9) (10)	011DA	□	□	□	■	■	■	■	■	Please refer to pages 28-29 and 32-33.
Secure Tracker	011AE	□	□	□	□	□	■	■	■	Please refer to pages 28-29 and 32-33.
Wi-Fi Hotspot (9) (11)	025RB	□	□	□	–	–	–	–	–	Please refer to pages 28-29 and 32-33.
InControl Apps (8)	025PA	□	□	□	■	■	■	■	■	Please refer to pages 28-29 and 32-33.
Pro Services and Wi-Fi Hotspot (2) (10) (11)	025RC	□	□	□	■	■	■	■	■	Please refer to pages 28-29 and 32-33.

■ Standard □ Optional – Not Available.

(1) Whilst Land Rover continues to work closely with its partners to develop TV standards worldwide, we cannot guarantee the TV feature in all countries at all times (2) Only available with Navigation Pro

(3) Only available with Touch Pro (4) Available as part of the Lux Pack and Front Seat Entertainment Pack on SE, SE Tech and Landmark Edition (5) Requires Touch (6) Requires Connect Pro

(7) Requires infrared reflective windscreen (8) Only available with Navigation or Navigation Pro (9) Available as part of the Connect Pack (10) Available as part of the Connect Pro Pack (11) Compatible SIM card and data contract required.

OPTIONAL FEATURES

Option Packs

	OPTION CODE	SE	SE TECH	LANDMARK EDITION	HSE DYNAMIC	HSE DYNAMIC LUX	SE DYNAMIC (CONVERTIBLE)	HSE DYNAMIC (CONVERTIBLE)	HSE DYNAMIC LUX (CONVERTIBLE)	DESCRIPTION
Cold Climate Convenience Pack	072BI	□	–	–	–	–	–	–	–	Consists of heated windscreen, heated windscreen washer jets and heated steering wheel.
Advanced Driver Assistance Pack (12)	086JA	–	□	□	□	–	□	□	–	Consists of Park Assist – Parallel Park/Parking Exit/Perpendicular Park, 360° Parking Aid (on HSE Dynamic and both Convertibles), Lane Keep Assist with Driver Condition Monitor, Traffic Sign Recognition, Surround Camera System, and Blind Spot Monitor with Reverse Traffic Detection (not available on SE Tech, Landmark Edition or SE Dynamic Convertible) and on SE Dynamic Convertible only, pack also includes Automatic High Beam Assist (AHBA).
Black Design Pack	032EI	–	–	–	□	□	–	□	□	Consists of front fog lights, headlights and tail lights with Darkened finish, Narvik Black front and rear tow eye trim finisher, Narvik Black front grille surround, Black exhaust finishers, Narvik Black Range Rover script (bonnet and tailgate) and 20" Satin Black wheels.
Dynamic Plus Pack (13)	074SA	–	–	–	□	□	–	–	–	Consists of heated front and rear seats, Sport seat and full Windsor leather interior.

□ Optional – Not Available.

(12) Not available with Tech Pack on HSE Dynamic (13) Please contact your nearest Land Rover Retailer for feature availability.

OPTIONAL FEATURES

Option Packs (continued)

	OPTION CODE	SE	SE TECH	LANDMARK EDITION	HSE DYNAMIC	HSE DYNAMIC LUX	SE DYNAMIC (CONVERTIBLE)	HSE DYNAMIC (CONVERTIBLE)	HSE DYNAMIC LUX (CONVERTIBLE)	DESCRIPTION
Tech Pack (1)	074PK	□	□	□	□	–	□	□	–	Consists of Keyless Entry (already standard on Landmark Edition), powered gesture tailgate (already standard on Landmark Edition, not available on Convertible), Navigation Pro (already standard on HSE Dynamic and both Convertibles) and Surround Camera System. On SE, SE Tech and Landmark Edition, pack also includes Meridian™ Sound System 380W with 10 speakers plus subwoofer, Touch Pro with 10" Touchscreen and CD/DVD player. On HSE Dynamic and both Convertibles, pack also includes Adaptive LED headlights with LED signature lighting.
Front Seat Entertainment Pack (2)	016AN	□	□	□	□	–	–	–	–	Consists of Dual View Display, Digital TV, Meridian™ Surround Sound System 825W with 16 speakers plus subwoofer Navigation Pro (already standard on HSE Dynamic) and CD/DVD Player (already standard on HSE Dynamic).

□ Optional – Not Available.

(1) Not available with the Convenience Pack or Front Seat Entertainment Pack. Not available on the Advanced Driver Assistance Pack on HSE Dynamic. Only available with Connect Pro Pack on SE, SE Tech and Landmark models.

(2) Not available with the Tech Pack. Only available with Connect Pro Pack on SE, SE Tech and Landmark models.

Meridian™ is a registered trademark of Meridian Audio Ltd.

Option Packs (continued)

	OPTION CODE	SE	SE TECH	LANDMARK EDITION	HSE DYNAMIC	HSE DYNAMIC LUX	SE DYNAMIC (CONVERTIBLE)	HSE DYNAMIC (CONVERTIBLE)	HSE DYNAMIC LUX (CONVERTIBLE)	DESCRIPTION
Connect Pack (3)	011CA	□	□	□	–	–	–	–	–	Consists of Wi-Fi Hotspot, InControl Apps and Remote Premium.
Connect Pro Pack (4)	011CB	□	□	□	–	–	–	–	–	Consists of Pro Services and Wi-Fi Hotspot, InControl Apps and Remote Premium.
Convenience Pack (5)	017FI	□	□	–	□	–	□	□	–	Consists of Keyless Entry, powered gesture tailgate (not available on Convertible), Head-up Display and infrared reflective windscreen.
Luxury Seating Pack	074RX	–	–	–	□	□	–	□	□	Consists of heated and cooled front and heated rear seats (heated rear seats not available on Convertible), 14-way electric massage front seats with memory and full Windsor leather interior.

□ Optional – Not Available.

(3) Only available with Navigation. Not available with Touch Pro (4) Only available with Touch Pro and Navigation Pro (5) Not available with the Tech Pack.

3

Now you have chosen your Range Rover Evoque model, you can select your exterior paint colour. From rich, deep lustres to incandescent metallic patinas, our paints incorporate the latest in pigment technologies. Our solid paints produce a deep flat colour. Our metallics deliver a sparkle finish that is sure to catch the eye. And our premium metallic paints enhance both the colour and the intensity of the sparkle or sleek metallic finish to give your vehicle even more presence.

Fuji White (solid)

Optional Contrast Roof Colour
Black Grey



Narvik Black (solid)

Optional Contrast Roof Colour
Grey



Yulong White (metallic)

Optional Contrast Roof Colour
Black Grey



Indus Silver (metallic)

Optional Contrast Roof Colour
Black Grey



Corris Grey (metallic)

Optional Contrast Roof Colour
Black



Kaikoura Stone (metallic)

Optional Contrast Roof Colour
Black Grey



Loire Blue (metallic)

Optional Contrast Roof Colour
Black Grey



Moraine Blue* (premium metallic)

Standard Contrast Roof Colour
Carpathian Grey



Santorini Black (metallic)

Optional Contrast Roof Colour
Grey



Firenze Red (metallic)

Optional Contrast Roof Colour
Black Grey



Silicon Silver (premium metallic)

Optional Contrast Roof Colour
Black



Phoenix Orange** (premium metallic)



Carpathian Grey (premium metallic)

Optional Contrast Roof Colour
Black Grey



*Moraine Blue only available on Landmark Edition. Please refer to page 55

**Phoenix Orange only available on Convertible body styles. Vehicle shown is HSE Dynamic Convertible with Black Design Pack.

4



17" 10 SPOKE
'STYLE 105'



18" 5 SPLIT-SPOKE
'STYLE 506'



18" 7 SPOKE
'STYLE 706'



19" 10 SPOKE
'STYLE 103'



19" 10 SPOKE
'STYLE 103'
WITH DIAMOND TURNED FINISH



19" 10 SPOKE
'STYLE 103'
WITH TECHNICAL GOLD FINISH (1)



19" 7 SPLIT-SPOKE
'STYLE 707'



19" 7 SPLIT-SPOKE
'STYLE 707'
WITH GLOSS DARK GREY FINISH

	OPTION CODE	SE	SE TECH	LANDMARK EDITION	HSE DYNAMIC	HSE DYNAMIC LUX	SE DYNAMIC (CONVERTIBLE)	HSE DYNAMIC (CONVERTIBLE)	HSE DYNAMIC LUX (CONVERTIBLE)
WHEELS									
17" 10 spoke 'Style 105'	029QL	□	□	-	□	□	□	□	□
18" 5 split-spoke 'Style 506'	029TD	■	□	-	-	-	□	-	-
18" 7 spoke 'Style 706'	029XS	□	■	-	-	-	□	-	-
19" 10 spoke 'Style 103'	029TE	□	□	-	-	-	■	-	-
19" 10 spoke 'Style 103' with Diamond Turned finish	029TF	□	□	-	□	□	□	□	□
19" 10 spoke 'Style 103' with Technical Gold finish (1)	VPLVW0113	□	□	□	□	□	□	□	□
19" 7 split-spoke 'Style 707'	029XU	-	-	-	□	□	□	□	□
19" 7 split-spoke 'Style 707' with Gloss Dark Grey finish		-	-	■	-	-	-	-	-



20" 5 SPLIT-SPOKE
'STYLE 508'



20" 5 SPLIT-SPOKE
'STYLE 508'
WITH SATIN BLACK FINISH (2)



20" FORGED 6 SPOKE
'STYLE 601'
WITH VIBRATION POLISHED FINISH



20" 5 SPLIT-SPOKE
'STYLE 504'



20" 5 SPLIT-SPOKE
'STYLE 504'
WITH SHADOW CHROME FINISH



20" 5 SPLIT-SPOKE
'STYLE 504'
WITH TECHNICAL GOLD FINISH (1)



20" FORGED 9 SPOKE
'STYLE 901'
WITH FUJI WHITE FINISH (1)



20" 9 SPOKE
'STYLE 901'
WITH POLISHED SILVER FINISH

	OPTION CODE	SE	SE TECH	LANDMARK EDITION	HSE DYNAMIC	HSE DYNAMIC LUX	SE DYNAMIC (CONVERTIBLE)	HSE DYNAMIC (CONVERTIBLE)	HSE DYNAMIC LUX (CONVERTIBLE)
WHEELS									
20" 5 split-spoke 'Style 508'	029VY	-	□	-	□	□	□	□	□
20" 5 split-spoke 'Style 508' with Satin Black finish (2)	029VX	-	-	-	□	□	-	□	□
20" Forged 6 spoke 'Style 601' with Vibration Polished finish	029TG	-	□	-	□	□	□	□	□
20" 5 split-spoke 'Style 504'	029PP	□	□	-	■	■	□	■	■
20" 5 split-spoke 'Style 504' with Shadow Chrome finish	029QF	□	□	-	□	□	□	□	□
20" 5 split-spoke 'Style 504' with Technical Gold finish (1)	VPLVW0114	□	□	□	□	□	□	□	□
20" Forged 9 spoke 'Style 901' with Fuji White finish (1)	VPLVW0074	□	□	□	□	□	□	□	□
20" 9 spoke 'Style 901' with Polished Silver finish	029MY	-	□	-	□	□	□	□	□

5

CHOOSE YOUR INTERIOR – SEAT CONFIGURATION

Your choice of seat can play a vital role in how you drive your Range Rover Evoque and your enjoyment of the cabin space itself. That's why they're available in a range of styles, colours and a choice of three materials: grained leather, perforated grained leather or perforated Windsor leather. With the exception of the convertible, heated rear seats can also be specified across the range. Heated front seats are standard on all models and electric memory is featured as standard on HSE Dynamic and HSE Dynamic Lux models.

Added to which, on HSE Dynamic and HSE Dynamic Lux models, you now have the option of selecting sport seats. Featuring an integrated headrest and slim seatback shaped to give you supreme support, luxurious comfort levels are upheld with seat heaters, lumbar system, and electric memory. Available in Ebony or Ebony/Pimento trim, these superbly designed seats are the ultimate combination of performance, comfort and style.



SE SEAT STYLE
(GRAINED LEATHER)

MODEL	
SE	■
SE Tech	□
Landmark Edition	–
HSE Dynamic	–
HSE Dynamic Lux	–
SE Dynamic Convertible	–
HSE Dynamic Convertible	–
HSE Dynamic Lux Convertible	–

■ Standard □ Optional – Not Available.
 *Only available with 12-way seats **Only available as part of the Dynamic Plus Pack on Five Door models. Only available with full Windsor leather interior on Convertible.
 Please contact your nearest Land Rover Retailer for feature availability.



SE TECH SEAT STYLE
(PERFORATED GRAINED LEATHER)



HSE DYNAMIC SEAT STYLE
(PERFORATED WINDSOR LEATHER)



HSE SEAT STYLE
(PERFORATED WINDSOR LEATHER)


















SPORT SEAT**
(PERFORATED WINDSOR LEATHER)

-	-	-	-
■	-	-	-
■	-	-	-
-	■	□	□
-	■	□	□
■	□*	-	-
-	■	-	□
-	■	-	□

CHOOSE YOUR INTERIOR – COLOUR COMBINATIONS
















Now you have chosen your model, you can use this table to select the perfect combination of interior and exterior colours.

		A			B			C
COLOURWAYS		EBONY / EBONY (page 88)		ALMOND / ESPRESSO (page 88)		CIRRUS / LUNAR (page 89)		
INTERIOR COLOUR								
Seat colour		Ebony	Ebony with Lunar stitch		Almond	Cirrus		
Carpet		Ebony	Ebony		Espresso	Lunar		
MODEL								
SE (grained leather)		○	—		○	○		
SE Tech (grained leather)		—	—		○	○		
SE Tech (perforated grained leather)		—	○		—	—		
Landmark Edition (perforated grained leather)		—	○		—	—		
HSE Dynamic (perforated Windsor leather)		—	—		—	○		
HSE Dynamic (perforated Windsor Dynamic design leather)		—	○		—	—		
HSE Dynamic (perforated Windsor Dynamic design leather seats, full Windsor leather interior)		—	○		—	—		
HSE Dynamic Lux (perforated Windsor leather)		—	—		—	○		
HSE Dynamic Lux (perforated Windsor Dynamic design leather)		—	○		—	—		
HSE Dynamic Lux (perforated Windsor Dynamic design leather seats, full Windsor leather interior)		—	○		—	—		
HEADLINING								
	Ivory headlining	—	—		■	—		
	Ebony headlining (1)	○	○		—	○		
	Cirrus headlining	■	■		—	■		
EXTERIOR COLOUR								
	Fuji White	○	○		▲	○		
	Narvik Black	○	▲		○	○		
	Yulong White	▲	▲		○	▲		
	Indus Silver	○	○		○	▲		
	Corris Grey	▲	▲		○	▲		
	Kaikoura Stone	○	○		○	○		
	Loire Blue	○	○		○	▲		
	Moraine Blue (2)	—	○		—	—		
	Santorini Black	○	▲		○	○		
	Firenze Red	○	▲		○	○		
	Silicon Silver	○	▲		○	○		
	Carpathian Grey	○	○		○	▲		














■ Standard ▲ Combination is Designer's Choice ○ Combination is Available – Not Available.

The above table is designed as a guide. Please contact your nearest Land Rover Retailer for more information.

(1) Landmark Edition is only available with Ebony headlining. HSE Dynamic has Ebony headlining as standard and Cirrus headlining as optional.

	(D)	(E)	(F)	(G)	(H)
COLOURWAYS	LUNAR / IVORY (page 89)	IVORY / EBONY (page 89)	PIMENTO / EBONY (page 89)	VINTAGE TAN / EBONY (page 90)	LUNAR / ICE (page 90)
INTERIOR COLOUR					
Seat colour	Ivory / Lunar	Ivory	Pimento / Ebony	Vintage Tan / Ebony	Lunar / Ice
Carpet	Lunar	Ebony	Ebony	Ebony	Lunar
MODEL					
SE (grained leather)	–	–	–	–	–
SE Tech (grained leather)	–	–	–	–	–
SE Tech (perforated grained leather)	○	–	–	–	–
Landmark Edition (perforated grained leather)	–	–	–	–	–
HSE Dynamic (perforated Windsor leather)	–	○	–	–	–
HSE Dynamic (perforated Windsor Dynamic design leather)	○	–	○	○	○
HSE Dynamic (perforated Windsor Dynamic design leather seats, full Windsor leather interior)	○	–	○	○	○
HSE Dynamic Lux (perforated Windsor leather)	–	○	–	–	–
HSE Dynamic Lux (perforated Windsor Dynamic design leather)	○	–	○	○	○
HSE Dynamic Lux (perforated Windsor Dynamic design leather seats, full Windsor leather interior)	○	–	○	○	○
HEADLINING					
 Ivory headlining	■	■	–	○	–
 Ebony headlining	○	○	■	■	○
 Cirrus headlining	–	–	○	–	■
EXTERIOR COLOUR					
 Fuji White	▲	○	○	○	○
 Narvik Black	○	▲	▲	▲	○
 Yulong White	○	○	▲	○	▲
 Indus Silver	○	○	○	○	○
 Corris Grey	▲	○	○	○	▲
 Kaikoura Stone	○	▲	○	○	○
 Loire Blue	○	○	○	○	○
 Moraine Blue (2)	–	–	–	–	–
 Santorini Black	○	▲	▲	▲	○
 Firenze Red	○	○	▲	–	○
 Silicon Silver	○	○	○	○	○
 Carpathian Grey	▲	○	○	○	▲

EXCLUSIVE TO CONVERTIBLE

	A	D	F	G	H
COLOURWAYS	EBONY / EBONY (page 88)	LUNAR / IVORY (page 89)	PIMENTO / EBONY (page 89)	VINTAGE TAN / EBONY (page 90)	LUNAR / ICE (page 90)
INTERIOR COLOUR					
Seat colour	Ebony with Lunar stitch	Ivory / Lunar	Pimento / Ebony	Vintage Tan / Ebony	Lunar / Ice
Carpet	Ebony	Lunar	Ebony	Ebony	Lunar
MODEL					
SE Dynamic (perforated grained leather)	○	○	–	–	–
SE Dynamic (perforated Windsor Dynamic design leather)	○	○	–	–	–
HSE Dynamic (perforated Windsor Dynamic design leather)	○	○	–	–	–
HSE Dynamic (perforated full Windsor Dynamic design leather seats, full leather interior)	○	○	○	○	○
HSE Dynamic Lux (perforated Windsor Dynamic design leather)	○	○	–	–	–
HSE Dynamic Lux (perforated full Windsor Dynamic design leather seats, full leather interior)	○	○	○	○	○
HEADLINING					
 Ebony headlining	■	■	■	■	■
EXTERIOR COLOUR					
 Fuji White	○	▲	○	○	○
 Narvik Black	▲	○	▲	▲	○
 Yulong White	▲	○	▲	○	▲
 Indus Silver	○	○	○	○	○
 Corris Grey	▲	▲	○	○	▲
 Kaikoura Stone	○	○	○	○	○
 Loire Blue	○	○	○	○	○
 Santorini Black	▲	○	▲	▲	○
 Firenze Red	▲	○	▲	–	○
 Silicon Silver	▲	○	○	○	○
 Phoenix Orange	▲	○	○	○	–
 Carpathian Grey	○	▲	○	○	▲

■ Standard ▲Combination is Designer's Choice ○ Combination is Available – Not Available.

The above table is designed as a guide. Please contact your nearest Land Rover Retailer for more information.

COLOUR CHOICES

Each interior colourway comes in up to two colour combinations. The image and table shown right detail where each colour of your chosen colourway is located within the cabin.

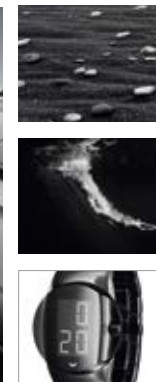


	1	2	3	4	5
COLOURWAYS	DOOR CASING INSERTS	DOOR ARMREST	FACIA TOPPER	DOOR LOWER	FACIA MID-SECTION
(A) Ebony / Ebony	Ebony	Ebony	Ebony	Ebony	Ebony
(B) Almond / Espresso	Espresso	Almond	Espresso	Almond	Almond
(C) Cirrus / Lunar	Cirrus	Cirrus	Lunar	Lunar	Lunar
(D) Lunar / Ivory	Ivory	Lunar	Lunar	Lunar	Lunar
(E) Ivory / Ebony	Ivory	Ivory	Ebony	Ebony	Ebony
(F) Pimento / Ebony	Pimento	Ebony	Ebony	Ebony	Ebony
(G) Vintage Tan / Ebony	Vintage Tan	Ebony	Ebony	Ebony	Ebony
(H) Lunar / Ice	Ice	Lunar	Lunar	Lunar	Lunar

AVAILABLE INTERIOR COLOUR COMBINATIONS


The cabin in Range Rover Evoque embodies the finest of contemporary living. The warmth of wood veneers, superb metal finishes and soft leathers combine to create a sense of home. The attention to detail is everywhere you look and in everything you touch. A wide range of colourways and seat materials are available to suit all tastes.

- A** **Ebony / Ebony** (available on SE, SE Tech, Landmark Edition, HSE Dynamic, HSE Dynamic Lux and all Convertible models)



Interior shown: SE grained leather.

- B** **Almond / Espresso** (available on SE and SE Tech)



Interior shown: SE grained leather.

C Cirrus / Lunar (available on SE, SE Tech, HSE Dynamic and HSE Dynamic Lux)



Interior shown: SE grained leather.

E Ivory / Ebony (available on HSE Dynamic and HSE Dynamic Lux)



Interior shown: HSE Dynamic perforated Windsor leather.

D Lunar / Ivory (available on SE Tech, HSE Dynamic, HSE Dynamic Lux and all Convertibles)



Interior shown: SE Tech perforated grained leather.

F Pimento / Ebony (available on HSE Dynamic and HSE Dynamic Lux)



Interior shown: HSE Dynamic perforated Windsor leather.

G Vintage Tan / Ebony (available on HSE Dynamic and HSE Dynamic Lux)



Interior shown: HSE Dynamic perforated Windsor leather.

H Lunar / Ice (available on HSE Dynamic and HSE Dynamic Lux)




Interior shown: HSE Dynamic perforated Windsor leather.

INTERIOR FINISHERS

Now you have chosen your interior colour combination, choose one of six interior finishers. For full availability and designer's choices, please see the colour and trim matrix on pages 84-86.



Satin Brushed Aluminium



Textured Aluminium



Gloss Black Strata*



Dark Satin Brushed Aluminium



Dark Sport Textured Aluminium



Figured Macassar Wood*

*When these horizontal trim finishers are selected the centre console finisher will become Satin Brushed Aluminium.

6

CHOOSE YOUR LAND ROVER GEAR



Range Rover Evoque is so capable and adaptable it can get straight to work across a huge variety of vastly differing conditions and roles. Even so, some owners want to add their own stamp of individuality by tailoring their Range Rover Evoque to their specific needs with a range of stylish, practical accessories that are tough, versatile and bring an opportunity for personalisation.

Importantly, these accessories can be added by your Land Rover Retailer at any stage during the vehicle's life – not just when it's new. Naturally, Land Rover Accessories are designed, tested and manufactured to the same exacting standards as the original equipment fitted to your vehicle.

DESIGN



Side Tubes – Bright Finish*
VPLVP0184 – SE and SE Tech
VPLVP0202 – Landmark Edition, HSE Dynamic and HSE Dynamic Lux
Side Tubes – Brushed Finish* (not shown)
VPLVP0229 – Convertible
Stainless steel side tubes provide an off-road inspired appearance, designed to complement the vehicle's exterior style.



Fixed Side Steps**
VPLVP0225 – SE and SE Tech
VPLVP0208 – Landmark Edition, HSE Dynamic and HSE Dynamic Lux
Complete with a rubber tread mat and brushed stainless steel trim, the fixed side steps provide easy access/exit to the vehicle's cabin and aids access to the roof. With embossed Range Rover branding, exterior bright work and Bright anodised aluminium edge trim finish, they complement vehicle exterior styling cues.



Alloy Wheel
VPLVW0113 – 19" 10 spoke 'Style 1003' with Technical Gold Finish**
Personalise your vehicle with a selection of alloy wheels featuring a wide range of contemporary and dynamic designs.



Illuminated Sill Treadplates
VPLVS0314AAM – Espresso†
(Five-door)
VPLVS0314PVJ – Ebony (Five-door)
VPLVS0314LAA – Lunar (Five-door)
VPLVS0314CJB – Cherry (Five-door)
Driver and passenger's front door sill treadplates add style to the vehicle and protect the sill trim from scuffs and scrapes. Co-ordinates with your vehicle's interior and subtly illuminates Range Rover script when the front doors are open.



Personalised Sill Treadplates†
Personalised illuminated treadplates allow you to choose a personalised message using an approved set of fonts/typefaces which will be highlighted in White illumination when the front doors are open.

Union Jack Sill Treadplates (not shown)
Driver and passenger's front door sill treadplates add style to the vehicle and protect the sill trim from scuffs and scrapes. Co-ordinates with your vehicle's interior and the Union Jack adds a distinctly British style.



Sport Pedal Covers
VPLHS0044 – Automatic (shown above)
VPLHS0045 – Manual
VPLVS0177 – Sport Footrest – Automatic
Stainless steel Bright finish sports pedal covers are easy to fit and feature hidden fixings for a clean finish. Complementing the sports pedals, the footrest is manufactured from stainless steel and features a Satin finish.

TOURING



Luggage Roof Box**
VPLVR0062

Roof mounted luggage box with Gloss Black finish. Opens from both sides and is lockable for security. Includes power-grip mounting for easy and quick fixing to the roof bars. External dimensions: 1,750mm long, 820mm wide, 450mm high. Volume 410 litres. Maximum payload 75kg**.



Luggage Carrier**
VPLRR0159

Flexible rack system to facilitate roof carrying. Offers up to a 75kg load carrying capacity. Maximum payload 62.6kg**.



Loadspace Rails†
VPLVS0102

Loadspace Retention Kit†Δ
VPLCS0324

The loadspace retention kit consists of a pack of attachments that fix into the loadspace rails via a quick lock/quick release system to help provide a comprehensive and flexible solution for retaining luggage and other items within the loadspace. The attachment pack includes a retractable strap with inertia reel and telescopic rod.



Towing System – Detachable Tow Bar
VPLVT0252

The detachable tow bar system is easily removed to give the vehicle a clean look and can tow a trailer with a 2,000kg load capacity (Convertible 1,500kg). Lockable for security. A target tracking sticker is required for vehicles fitted with trailer assist option.



Towing System – Fixed Height Flanged Tow Bar
VPLVT0170

Range Rover Evoque bolt-on flanged tow ball system with a 2,000kg load capacity (Convertible 1,500kg). A target tracking sticker is required for vehicles fitted with trailer assist option.



Towing Electrics – 13 PinΔ
VPLHT0061

European-style towing electrics, capable of supplying all trailer rear lighting and interior equipment power. 13 pin socket kit complete with all fixings.

SPORTING



Roof Rails**

VPLVR0085 – Silver Finish

VPLVR0086 – Black Finish

Roof rails facilitate easy fitment of cross bars for roof carrying. Pre-set positioning points ensure cross bars are fixed in optimum position for weight distribution and dynamics. Vehicle height when fitted: Range Rover Evoque 1,640mm. Maximum permissible load capacity 71.8kg.

Roof Trim Finisher

- Solid Roof

- Panoramic Roof



Cross bars**

VPLVR0073

Silver finish, adjustable position cross bars for vehicles fitted with roof rails. Aerodynamic profile designed to minimise drag and noise. Lockable for security and incorporating a T-slot to carry the Land Rover roof mounted accessory range. Vehicle height when fitted: Range Rover Evoque 1,720mm. Maximum permissible load capacity 71.8kg**.



Aqua Sports Carrier**

VPLGR0107 – Single

VPLWR0099 – Twin (shown above)

Aqua Sports Carrier can be used to transport a variety of aqua sport gear, feature includes lockable multi-purpose holder to carry a mast, oars or paddles. Tilts to facilitate easy loading/unloading. Features lockable straps and rubber supports to maintain optimum weight distribution whilst protecting the equipment and vehicle from scratches/scuffs.



Ski / Snowboard Carrier**

LR006849

Carries four pairs of skis or two snowboards and incorporates slider rails for easy loading, is also lockable for security. Maximum payload 36kg**.



Ski Bag

VPLGS0166

The Land Rover padded ski/snowboard bag carries up to two pairs of skis and poles up to 180cm long. It is manufactured from durable 600D polyester and features removable shoulder straps.



Tow Bar Mounted Bike Carrier†

VPLVR0066 – Two Bike Carrier

VPLVR0068 – Three Bike Carrier

The tow bar mounted bike carrier features a one hand, quick attach/release tow bar coupling mechanism and can be tilted away from the vehicle, by use of a foot pedal, to allow easy access into the rear tailgate. The tailgate can be opened with carrier in deployed/folded position. Manufactured from aluminium and other lightweight materials, the bike carrier also features a rear lighting and licence plate mount and it is lockable for security. Maximum load capacity 40kg. 50mm tow ball and 13 pin towing electrics are required for fitment.



Flexible Loadspace Protector†

VPLVS0090

Heavy duty flexible fabric helps protect loadspace up to window height and covers loadspace floor with second row seat backs covered. Includes general purpose gloves. Not applicable with full height or half height luggage partition.

†Not available on Convertible ‡Requires loadspace rails – VPLVS0102 for fitting

‡Not suitable for caravans, trailers or lighting boards fitted with rear mounted LED light kits.

OUTDOOR



Luggage Partition Full Height*
VPLVS0220 – Five-door

Designed to prevent luggage from entering the passenger compartment. Easily removed. Complies with ECE-17 regulation. Not applicable with loadspace liner tray, loadspace organiser, flexible loadspace protector or loadspace seatback stowage bag.



Loadspace Rubber Mat
VPLVS0091 – Five-door
VPLVS0304 – Convertible

Black, waterproof loadspace rubber mat with retaining lip. Offers protection of the loadspace floor.



Loadspace Treadplate Finisher*
LR061593

Manufactured from stainless steel with a Brushed finish, the rear loadspace treadplate finisher provides protection for the loadspace trim when loading or unloading.



Mudflaps

Front*
VPLVP0065 – SE and SE Tech
VPLVP0066 – Landmark Edition,
HSE Dynamic and HSE Dynamic Lux

Mudflaps are a popular upgrade for reducing spray and ensuring paintwork is protected from debris and dirt. Designed to complement vehicle exterior design.

Rear**

VPLVP0069 – SE and SE Tech
VPLVP0070 – Landmark Edition,
HSE Dynamic and HSE Dynamic Lux



Rubber Mat Set
LR045096 – Five-door
VPLVS0310 – Convertible

Rubber footwell mats help provide protection from general dirt.

Union Jack Style Rubber Mat Set
(not shown)
VPLVS0307 – Five-door
VPLVS0309 – Convertible

The Range Rover Evoque Union Jack rubber mats add a unique character to your vehicle and help protect the driver and passenger footwell carpet.



Front Waterproof Seat Covers with Standard Headrest**

Protect the seats from wet, dirty clothes as well as general wear and tear. Simple to fit and fully machine washable. Seat covers have been treated to meet automotive flammability standards.

OTHER



Carbon Fibre Mirror Covers
VPLVB0145

Stunning high grade Carbon Fibre mirror covers, with a High Gloss finish, provide a performance-inspired premium design update.

Union Jack Mirror Covers
(not shown)
VPLVB0249 – Colour
VPLVB0248 – Monochrome

Union Jack mirror covers accentuate the dynamic design of the exterior mirrors, adding a unique British style.



Carbon Fibre Side Vents
VPLVB0112

High grade Carbon Fibre side power vents with a High Gloss finish provide a performance-inspired design upgrade.



Carbon Fibre Bonnet Louvres*
VPLVB0113

Stunning high grade Carbon Fibre bonnet louvres provide a performance-inspired design enhancement to accentuate the distinctive Range Rover Evoque profile.



Luxury Carpet Mat Set
VPLAS0201PVJ – Ebony (shown above)
VPLAS0201AAM – Espresso*
VPLAS0201LAA – Lunar

Luxurious, 2.05g/m² deep pile carpet mat set with waterproof backing.



Sunshade*
Side Windows
VPLVS0322 – Five-door

Rear Tailgate
VPLVS0320 – Five-door (shown above)

Easy to install or remove these sun blinds provide increased comfort helping to protect the interior from heat and glare of the sun.

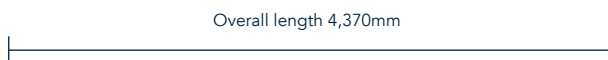
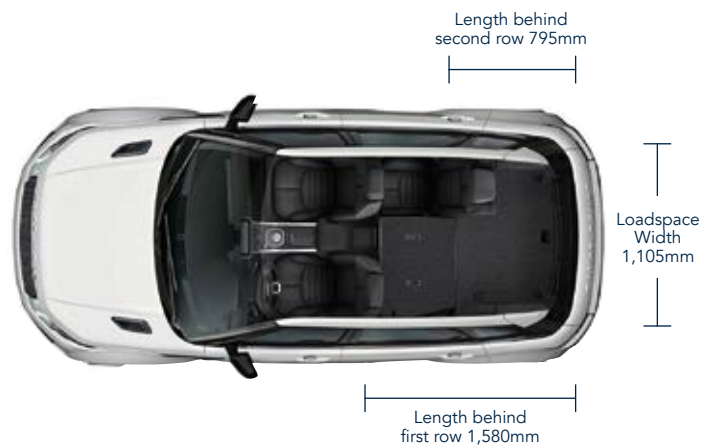


Gearshift Paddles
VPLVS0187MMU – Aluminium
VPLVS0187CAY – Red

Complete the look and feel of your steering wheel with premium aluminium paddles. Gearshift paddles are machine polished, anodised and hand brushed to provide exceptional wear resistance with a premium finish.

*Only available on models with bonnet louvres fitted as standard.

DIMENSIONS AND CAPABILITIES



Standard Ride Height

With roof antenna 1,660mm

Headroom

Maximum front headroom (without panoramic roof) 990mm
 Maximum front headroom (with panoramic roof) 1,025mm
 Rear headroom (without panoramic roof) 965mm
 Rear headroom (with panoramic roof) 1,010mm

Loadspace Capacity

Rear seats upright
 Height 870mm Width 1,105mm
 Loadspace volume 575 litres
 Loadspace width between arches 1,000mm
 Rear seats down
 Loadspace volume 1,445 litres
 Maximum box size (width x height) 900mm x 625mm

Obstacle Clearance


Standard ride height 211mm

Turning Circle

Kerb-to-kerb 11.38m
 Turns lock-to-lock 2.31

Wading Depth

Maximum wading depth 500mm



Ride Height Standard	A Approach Angle 23.2° / 17.8°*	B Ramp Angle 22°	C Departure Angle 33°/30°*
-------------------------	---------------------------------------	------------------------	----------------------------------





Loadspace
Width
1,105mm

Length behind
second row 747mm

Overall length 4,370mm



Standard Ride Height

With roof up 1,609mm

Headroom

Maximum front headroom 976mm
Rear headroom 965mm

Legroom

Front legroom 1,095mm
Rear legroom 866mm

Loadspace Capacity

Rear seats upright
Height 403mm Width 1,105mm
Loadspace volume 251 litres
Maximum box size (width x height)
1,004mm x 280mm

Obstacle Clearance

Standard ride height 211mm

Turning Circle

Kerb-to-kerb 11.38m
Turns lock-to-lock 2.31

Wading depth

Maximum wading depth 500mm

Width 1,980mm mirrors folded
Width 2,085mm mirrors out



Front wheel track 1,621mm

Height
1,609mm



Rear wheel track 1,629mm



	A	B	C
Ride Height	Standard		
Approach Angle	17.8°		
Ramp Angle		18.9°	
Departure Angle			31°



Wheelbase 2,660mm



TECHNICAL SPECIFICATION, PERFORMANCE AND KEY DATA

	DIESEL			PETROL
	2.0L eD4	2.0L TD4		2.0L Si4
	MANUAL*	MANUAL*	AUTOMATIC	AUTOMATIC*
POWER (hp)	150	180	180	240
ENGINE DATA				
Bore (mm)	83	83	83	83
Stroke (mm)	92.35	92.35	92.35	92.29
Compression ratio (:1)	15.5	15.5	15.5	10.5
BRAKES				
Front type	Ventilated disc	Ventilated disc	Ventilated disc	Ventilated disc
Front diameter (mm)	300	325	325	325
Rear type	Solid disc	Solid disc	Solid disc	Solid disc
Rear diameter (mm)	317	317	317	317
Park brake		Electric Park Brake (EPB) integrated into brake caliper		
WEIGHTS (kg) (Five-door/Convertible)				
Weight from	1,679	1,735	1,746 / 2,037	1,752
Maximum laden weight	2,275	2,350	2,350 / 2,475	2,350
Maximum mass on each axle (front)	1,300	1,300	1,300 / 1,370	1,300
Maximum mass on each axle (rear)	1,145	1,145	1,145 / 1,190	1,145
TOWING (kg) (Five-door/Convertible)				
Unbraked trailer	750	750	750 / 750	750
Maximum towing	1,500	1,800	2,000 / 1,500	1,800
Maximum coupling point / nose weight	150**	150**	150** / 100	150
Maximum vehicle and trailer combination / Gross train weight	3,775	4,150	4,350 / 3,975	4,150
ROOF CARRYING (kg)*				
Maximum roof load (including roof rails)	75	75	75	75
PERFORMANCE (Five-door/Convertible)				
Maximum speed (mph)	113	124	121 / 121	135
Acceleration (secs) 0-60mph	9.3	9.1	8.6 / 9.5	6.8
Fuel tank capacity – usable (litres)	54	54	54 / 54	68.5
Diesel Particulate Filter (DPF)	■	■	■	–

■ Standard – Not Available.

*Not available on Convertible **Limited to 120kg if vehicle is laden to Gross Vehicle Weight.

The figures provided are as a result of official manufacturer's tests in accordance with EU legislation. For comparison purposes only. Real world figures may differ. CO₂ and fuel economy figures may vary according to wheel fitment and optional extras fitted.

WORLD OF LAND ROVER

Your Land Rover has been designed and engineered to help you make more of your world. It can take you to places other vehicles simply can't reach in a style that cannot be matched. To celebrate the Land Rover lifestyle, we've put together a range of experiences, publications and Land Rover branded goods. There's a world to explore. Get out there and enjoy it.

ADVENTURE DRIVES

From the sheer exhilaration of the Arctic ice to the awe-inspiring dunes of Namibia, Land Rover Adventure Drives offer you once-in-a-lifetime experiences that bring the spirit and emotion of our vehicles to life.

Search 'Land Rover Adventure Travel' for full details.

EXPERIENCE DRIVES

Get behind the wheel of the latest Land Rovers under the expert guidance of our qualified instructors. From Taster Drives to advanced Full Day experiences, there's a wide range available at one of the expanding network of Experience Centres across the world.

Search 'Land Rover Experience' for full details.

MANUFACTURING TOURS

These behind-the-scenes tours are a unique opportunity to step inside our state-of-the-art manufacturing facilities where the latest Land Rovers are born. This combination of unrivalled craftsmanship and cutting-edge robotics can be seen at either Halewood or Solihull.

Search 'Land Rover Behind the Scenes' for full details.





BRAND PARTNERSHIPS

Integrity, courage, pride, composure and capability; these are the values Land Rover shares with its partners. Whether the International Federation of Red Cross and Red Crescent Societies (IFRC), Rugby World Cup 2019™ or Virgin Galactic, each one is driven by exceptional people prepared to face extreme challenges and push their capabilities to the very limits.

Search 'Land Rover Partnerships' for full details.

ONELIFE MAGAZINE

Free twice a year for your first three years as a Land Rover owner, this award-winning magazine features the best in photography, authoritative journalism and expert insights. Onelife takes you right into the heart of exclusive experiences and extraordinary adventures, whilst keeping you up to date with the latest innovations, design and lifestyle choices.

Search 'Land Rover Featured Articles' for full details.

HUMANITARIAN PARTNERSHIPS

Since 1954, Land Rover have supported the International Federation of Red Cross and Red Crescent Societies in reaching 150 million people needing aid in 189 National Societies.

Search 'Land Rover Responsibility' for full details.

LAND ROVER COLLECTION

Our latest range of clothing and luxury leather goods is crafted with the same design excellence and attention to detail as our vehicles. We also have a collection that honours Land Rover's unique heritage and features expedition-inspired gifts and apparel.

Search 'Land Rover Collection' for full details or visit your local Land Rover Retailer.





YOUR PEACE OF MIND

CUSTOMER SERVICE

When you bring your Land Rover to us, we use cutting-edge diagnostic equipment to assess all your vehicle's mechanical and electronic systems. Our qualified Technicians use tools specifically designed for our vehicles and only fit genuine Land Rover parts and Gear accessories. A choice of service plans are available which, together with Roadside Assistance, ensures complete peace of mind.

For further details contact your local Land Rover Retailer or search 'Land Rover Ownership'.

LAND ROVER ROADSIDE ASSISTANCE

Land Rover Assistance provides assistance in motoring emergencies, from immobilisation due to breakdown or accident to minor problems such as punctures. You can rely on our roadside assistance, whatever the situation, wherever you happen to be.

For further details please consult your Warranty Benefits handbook, contact your nearest Land Rover Approved Service Centre or search 'Land Rover Roadside Assistance'.

LAND ROVER FINANCIAL SERVICES

Getting the keys to your very own Land Rover has never been so simple. And it's more affordable than you might think. New or used, for personal or business use, we have an option that puts you in complete control.

For further details contact your local Land Rover Retailer or search 'Land Rover Finance'.

FLEET & BUSINESS

Land Rover is dedicated to being the premium manufacturer of choice for fleets and businesses, by providing a highly attractive range of vehicles and exemplary customer service. Distinctive, capable and versatile, all Land Rover vehicles deliver low Total Cost of Ownership through strong residual values, competitive service, maintenance and repair costs, and impressive fuel economy and CO₂ emissions.

We are also committed to providing a totally customer-focused aftersales service, which will ensure every Land Rover vehicle is kept on the road and in top condition, in the easiest and most cost-efficient way for businesses.

Search 'Land Rover Fleet and Business' for full details.

IMPORTANT NOTICE: Jaguar Land Rover Limited is constantly seeking ways to improve the specification, design and production of its vehicles and alterations take place continually. Whilst every effort is made to produce up-to-date literature, this brochure should not be regarded as an infallible guide to current specifications, nor does it constitute an offer for the sale of any particular vehicle. Distributors and Retailers are not agents of Jaguar Land Rover Limited by any express or implied undertaking or representation.

The colours reproduced here are subject to the limitations of the printing process and may therefore vary slightly from the actual vehicle. The company reserves the right to alter or withdraw any colour finish without notice. Some of these colours may not be obtainable in your country. Please check availability of colours and current specifications with your Land Rover Retailer. Distributors and retailers are not agents of Jaguar Land Rover Limited and have absolutely no authority to bind Jaguar Land Rover Limited to any express or implied undertaking or representation.

Castrol EDGE Professional exclusively recommended by Land Rover.

Vehicle shown left is HSE Dynamic Five-door in Yulong White with optional features.
Vehicle shown on front and back covers is Landmark Edition Five-door in Moraine Blue.

Jaguar Land Rover Limited

Registered Office: Abbey Road, Whitley,
Coventry CV3 4LF United Kingdom.

Registered in England: Number 1672070

landrover.co.uk

1L5381900000BGBEN01P
August 2019/19MY

