

LAND ROVER LR2







Introduction

Revolutionary, highly-advanced LR2

PAGE 2

Breadth of capability

As capable on-road as it is off-road

PAGE 10

Power

Engines and transmissions

PAGE 20

Smart technology

Start/stop button and premium audio systems

PAGE 22

Interior environment

Premium materials, stadium seating and all-round versatility

PAGE 26

Safety

Safety through design and technology

PAGE 32

Specifications and choices

Interior, exterior colors, wheels and accessories

PAGE 40

Technical data

Powertrain, dimensions, capabilities and weights

PAGE 50



LR2's purposeful exterior draws attention for all the right reasons. Chiselled lines frame state-of-the-art design –

precision and quality you've come to expect from a vehicle that's instantly recognizable as a full-blooded Land Rover. Rugged but refined, compact yet

spacious and utilizing up-to-the-minute technology, LR2's broad shouldered stance heralds outstanding all-round capability – with a presence

that's at home in any environment.







Introducing a stylish new expression into the design language of Land Rover: Its beautifully proportioned, powerfully defined exterior makes a strong,

confident statement. Eye-catching and distinctive - courtesy of the HST Package with sport body kit, aggressive HST front grille design and dual tailpipe finishers with tailgate spoiler and eye-catching 19 inch alloy wheels - you will be assured of standing out from the crowd.

Note: Fitment of the HST Package body kit will affect the off-road capability of LR2.





Smart design means the LR2 is ready and able. Equipped with the latest technologies, including a start/stop button and full-time intelligent four-wheel drive, the driver is always in control. In addition, the optional Bi-Xenon Adaptive Front Lighting System swivels with the direction of travel, to help improve the driver's view of the road ahead. For convenience entering LR2 at night, approach lighting is available, activated from the remote control.







Land Rover's renowned command driving position improves visibility and helps the driver feel in control. All the major controls fall easily to hand, while the optional DVD satellite navigation system, with its large, high definition color touch screen and easy-to-use menu, with extensive point-of-interest database, all make finding your destination as simple as possible. Adding further to the feeling of lightness and airiness is the panoramic sunroof, incorporating an electrically operated front section. The glass is specially formulated to filter the infrared portion of the spectrum and so provide light without unpleasant heat.












LR2 is the most complete vehicle in its class matching the refinement usually associated with a premium sedan. With exceptional on-road and off-road performance, it offers a truly great drive. The independent suspension with long wheel travel, coupled with the exceptionally stiff body structure, delivers agile handling and outstanding ride comfort. This all-round capability has been recognized by no less than 18 awards worldwide since its launch and counting...



LR2 is a true Land Rover. Fit for purpose, not pretence. With its ever ready versatility, it is equipped to take on some of the toughest weather conditions and terrains, all of the time.

By being first in its class to introduce revolutionary off-road technology, it gives more adventurous drivers the edge with the freedom and flexibility to go where they want, when they want. LR2 is available with Land Rover's unique Terrain Response® and latest generation Hill Descent Control technology, which engages smoothly and easily when the brake is released, improving driver control on steep and slippery descents. Linked to Hill Descent Control is Land Rover's Gradient Release Control, which ensures smooth hill starts whether ascending or descending.





Effortless control. Using any one of four different settings, Land Rover's unique Terrain Response® maximizes traction across a range of different surfaces through the vehicle's electronic management systems and traction aids. This exclusive capability optimizes driveability and comfort, and is like having a Land Rover expert sitting alongside you. Choose your setting – general driving, grass/gravel/snow, mud and ruts, or sand – which can be selected on the move via a convenient rotary control located in front of the gear selector.





Terrain Response® enables you to realize your vehicle's maximum capabilities -

to go further and see more, with outstanding control.



General Driving – tuned to give good vehicle dynamics in normal on-road driving and across a wide range of light off-road conditions.



Mud and Ruts – appropriate on unsurfaced tracks with ruts or soft, wet ground where some degree of wheel spin is important in order to maintain vehicle momentum.




Grass/Gravel/Snow – maximizes traction and control on firm, but slippery, surfaces. Wet leaves and grass, gravel or hard-packed snow and ice call for this setting.



Sand – provides momentum in dry, soft sand, with the powertrain and traction control systems adapting constantly to the terrain.







LR2's engine delivers an exceptional balance of performance, refinement and fuel economy. The compact 3.2 liter inline-six engine employs advanced technologies, including Cam Profile Switching and Variable Valve Timing for more power, a better spread of torque and greater efficiency. The standard six-speed automatic transmission adapts to individual driver styles and comes with CommandShift® for manual sequential gear changes. Selecting sport mode offers even livelier performance.



The premium interior environment invites comparison with a well-crafted executive sedan. Light streams in from all angles and spotlights the high quality of materials and design

used throughout the cabin. For an even cooler finish, LR2 is now available with a new Almond interior complemented by a Dark Laurel finisher, revised headlining and Nutmeg carpet. Other standard equipment includes an eight-way electric adjustable driver's seat and six-way electric adjustable front passenger's seat, with additional perforated leather panels and extra stitching details. A covered storage box located at the rear of the center console completes the picture.







There is an outstanding choice of two in-car entertainment systems, including a 440-watt premium

Dolby ProLogic II 7.1 surround sound system with 14 speakers and MP3 file compatibility to satisfy discerning musical tastes, or those with an appetite for cutting-edge technology. An MP3 audio socket is standard on every LR2. You can also specify, as an accessory, an auxiliary link lead that is compatible with selected Apple Inc. products*, allowing the device to be operated via the steering wheel controls. Personal telephone integration of compatible mobile phones is also possible via the Bluetooth® connectivity hands-free telephone system. Rear passengers can even choose to listen to a different music source to that selected by the driver, with the optional rear seat headphone module, making long journeys much more entertaining.



*Discreet accessory link lead installation integrates iPod Nano Gen 1, 2 and 3, iPod Video 30, 60 and 80Gb, Classic and iPhone. The link lead also charges your iPod. (iPod not included.) iPod and iPhone are trademarks of Apple Inc., registered in the U.S. and other countries.





For the smoothest possible journey, you can enjoy the drive from a position perfectly tailored to you. All vehicles come with a standard eight-way power

adjustable driver's seat and steering column that's adjustable for both rake and reach. In addition,

there are a number of useful steering wheel mounted controls available, covering cruise control, audio system and hands-free telephone operation, all designed to make your journey even easier.

As well as the air-conditioning system, dual zone Automatic Climate Control, with pollen filter, humidity sensor and air quality control system, can be selected, maintaining fresh air circulating the cabin to keep you and your passengers comfortable whatever the weather.









Comfort and space have been given high priority. All seats provide excellent support and durability. Both driver and passengers benefit from superb leg, head and shoulder room. What's more, stadium seating places the rear passengers 2 inches higher than those in front, so everyone can enjoy the view. The loadspace has been made as versatile as possible with a 60:40 split rear seat and reversible load floor cover – carpet on one side and a water-resistant, wipe-clean surface on the other. A 12v power socket located within the loadspace provides added convenience.






Land Rover has been producing world-leading all-terrain vehicles since 1948 – many of which are still in use across the globe. Today, we continue to design vehicles that fulfill a specific role and are fit

for purpose the world over. LR2 is no exception. Ultra-high-strength steel is used in the construction of the monocoque body of LR2. Dual-phase steel, which requires special pressing because of its resilience, is found in key components such as the front windscreen pillars and lower side sills.

The result is a first class, weight-efficient safety cell, the basis for LR2's supremely refined ride and handling.





LR2 is packed with the latest primary safety systems and technology. There are large disc brakes all round, which, on the front,

are reverse vented to improve thermal stability under severe braking.

This means cool air is drawn into the center of the disc, then vented out

over the rim, which helps provide the stopping power equivalent to a compact

sports sedan. For superior traction and better on-road fuel economy, the

electronic center coupling adapts continuously and instantaneously to the

conditions. Pre-engaging at rest to reduce wheel spin from standing starts,

it also engages instantaneously whenever traction loss is detected on the move.

LR2 comes with a host of sophisticated stability control systems, all standard.

EBA Emergency Brake Assist. Increases hydraulic pressure during emergency braking and can improve stopping distances by up to 15 percent.

ETC Electronic Traction Control. Senses when wheel slip is occurring and uses the braking system to minimize wheel spin.

CBC Cornering Brake Control. Enhances rear-end stability when braking in corners.

DSC Dynamic Stability Control. Designed to correct over- or under-steer, it interacts with the engine and brakes to help maintain stability.

RSC Roll Stability Control. Detects critical levels of roll and applies braking to increase the turn radius to help reduce the likelihood of a rollover.

So whatever obstacles might come your way, LR2 gives you impeccable control.

EBA

Emergency Brake Assist

ETC

Electronic Traction Control

CBC

Cornering Brake Control



DSC

Dynamic Stability Control

RSC

Roll Stability Control

OUR PLANET

OUR COMMITMENT

to a sustainable future. From the design of our vehicles and the way we build them, to how and where we use them, Land Rover is committed to sustainable development. We're committed to reducing our impact on the environment and are working in four key areas.

ENVIRONMENTAL TECHNOLOGY.

In 2007 we announced a \$1.38bn (€885m) joint investment into new technologies to improve the environmental performance of our vehicles. Building on the innovation of the Land_e concept, the first of these technologies will be the stop-start engine in our diesel manual Freelander 2. In 2008 we revealed our new concept vehicle, the LRX; a Land Rover in body and spirit, but conceived as a hybrid 2.0 litre diesel, with potential CO₂ emissions of 120g/km.

SUSTAINABLE MANUFACTURING.

World class manufacturing facilities. Certified to ISO14001 since 1998. Our manufacturing facilities at Solihull and Halewood have reduced emissions by around 4 percent year on year, over the last 5 years. Since 1997 we have reduced emissions in our Solihull plant by 30 percent. Our TDV6 and TDV8 engines are made in a manufacturing plant part powered by wind turbines. In addition, we're offsetting all CO₂ produced by the manufacturing assembly of Land Rover vehicles at both plants. Partnered with specialist organisation Climate Care, our offset projects include a wind farm in China and hydro electric generators in Tajikistan.

CO₂ OFFSETTING. In 2006 we launched a pioneering programme to offset CO₂ emissions for the first 70,000 km (45,000 miles) of all new Land Rovers in participating countries. We are also the first automotive company to offset 100 percent of our manufacturing assembly CO₂ emissions.

OUR P

GLOBAL CONSERVATION AND HUMANITARIAN PROJECTS.

Land Rover vehicles are used by conservation and humanitarian organizations worldwide and are often first choice for difficult tasks. Organizations include the Born Free Foundation, Biosphere Expeditions, Royal Geographical Society (with IBG), China Exploration and Research Society and Earthwatch Institute. Our projects are diverse, ranging from an initiative to help with the protection of rare wolves in Ethiopia, to a project funded by our CO₂ offset program which provides efficient cooking stoves to rural parts of Uganda. The partnership between the International Federation of Red Cross and Red Crescent Societies and the Land Rover G4 Challenge aims to generate over \$2m over the next two challenges.

OUR PLANET. 'Drive responsibly on and off-road'. We take our responsibility to our planet very seriously. We teach responsible on and off-road driving to help reduce the impact on the environment and encourage drivers to understand the full potential and unique breadth of capability of our vehicles.

PLANET


EXTERIOR COLORS

Catering for almost every taste is our range of exterior colors. Two very tough, distinctive finishes (Solid and Metallic)

are available depending on color choice. Our paints were recently recognized by the independent authority JD Power to be consistently best in



ALASKA WHITE – SOLID



BALTIC BLUE – METALLIC




BISCAY BLUE* – METALLIC



NAZCA SAND – METALLIC



STORNOWAY GREY – METALLIC



TONGA GREEN – METALLIC




GALWAY GREEN** – METALLIC



IZMIR BLUE – METALLIC

* Biscay Blue will replace Baltic Blue early 2009 ** Galway Green will replace Tonga Green early 2009 †Optional Colors Extended Global Palette – Please see your Retailer for details (additional charges may apply)


class for paint quality. Land Rover's paint process at Halewood, UK, involves five key stages, including a three-coat electrostatic paint application and rigorous anti-corrosion wax protection.




RIMINI RED – METALLIC




ZERMATT SILVER – METALLIC



MARTINIQUE BLUE[†] – METALLIC



SANTORINI BLACK^{††} – METALLIC








LAGO GREY[†] – METALLIC

^{††}Santorini Black is an extra cost option – Please see your Land Rover Retailer for details

COLOR AND TRIM COMBINATIONS

A wide variety of exciting interior colors and material combinations are available to suit taste and individual preference. Referring to the Designer's Choice recommendations will reveal the perfect interior and exterior color combinations.

EXTERIOR		INTERIOR	
		EBONY	ALMOND
	Alaska White – Solid	R	□
	Baltic Blue* – Metallic	□	□
	Izmir Blue – Metallic	□	□
	Nazca Sand – Metallic	R	R
	Rimini Red – Metallic	■	■
	Santorini Black†† – Metallic	R	■

EXTERIOR		INTERIOR	
		EBONY	ALMOND
	Stornoway Grey – Metallic	■	■
	Tonga Green** – Metallic	R	R
	Zermatt Silver – Metallic	■	R
	Lago Grey† – Metallic	R	R
	Martinique Blue† – Metallic	R	□

■ Designer's choice R Recommended □ Combination is available

* Biscay Blue will replace Baltic Blue early 2009 ** Galway Green will replace Tonga Green early 2009

† Optional Colors Extended Global Paint Palette – Please see your Retailer for details (additional charges may apply)

†† Santorini Black is an extra cost option – Please see your Land Rover Retailer for details

INTERIOR TRIMS

MODEL SPECIFICATIONS HSE

**NAPOLI PERFORATED LEATHER
(WITH ADDITIONAL PART PERFORATED
FRONT SEAT PANELS)** Seat facings and
bolsters in Leather with color co-ordinated
door casing inserts and instrument panel*.



EBONY

Carpets, lower door casings, center
console and lower fascia in Ebony.



ALMOND*

Lower door casings, center console and
lower fascia in Almond. Nutmeg carpets.

*Almond combination in Leather has Ebony
instrument panel.



This chart shows available
seat trim materials with
their applicable interior
colorway theme
described below.








INTERIOR FINISHERS AND CARPETS

INTERIOR		EBONY	ALMOND
HSE	 Satin Silver	nco	nco
	 Dark Laurel	■	■

■ Standard nco No Cost Option — Combination is not available



SATIN SILVER



DARK LAUREL



EBONY CARPET



NUTMEG CARPET

Nothing personalizes a vehicle, and enhances its looks and capability, more than the appropriate set of wheels and tires. The three factory-fitted styles and their applicability is detailed below:

ALLOY WHEELS & TIRES	HSE
18 inch 12-Spoke Alloy Wheels – 235/60AT	<input type="checkbox"/>
19 inch 7-Split Spoke Sparkle Silver Finish Alloy Wheels – 235/55AT	<input checked="" type="checkbox"/>
19 inch 10-Spoke Shadow Chrome Finish Alloy Wheels – 235/55AT	<input type="checkbox"/>

■ Standard □ Option

Please note: When choosing vehicles fitted with specific wheel and tire combinations or optional wheels and tires, your intended use of the vehicle should be considered. Wheels with larger diameters and lower profile tires may offer certain styling or driving benefits, but may be more vulnerable to damage, please discuss your requirements with your Retailer when selecting your vehicle and specification.



18 INCH 12-SPOKE ALLOYS –
235/60AT
NO COST OPTION
(APPROPRIATE SIZE FOR FITTING SNOWCHAINS)

19 INCH 7-SPLIT SPOKE
235/55AT SPARKLE SILVER FINISH
ALLOY WHEELS
STANDARD


19 INCH 10-SPOKE –
235/55AT SHADOW CHROME FINISH
ALLOY WHEELS
OPTIONAL





Many practical features are standard on LR2. However, a range of specialized accessories adds even more individuality, style and capability. It's a real opportunity to put a personal stamp on your LR2. Among the numerous items available are several carrying and towing options, exterior styling additions and interior enhancements, not to mention a number of exciting alloy wheel designs. They're all available individually and can be fitted at any time – not just when the vehicle is new. For full product details, ask your Land Rover Retailer for a copy of the LR2 accessories brochure where you'll find everything you need to get geared up.

Note: Fitting accessories onto your LR2 may affect its off road capability.







STANDARD FEATURES

Engine & Transmission

- 3.2 liter Inline 6 Cylinder Engine
- Six-speed automatic transmission with CommandShift®
- Full time intelligent four-wheel drive.

Suspension & Steering

- Independent front & rear suspension
- Power steering with manual tilt and reach adjustment.

Safety & Security

- Remote control central locking on all doors, and tailgate
- Push button Start/Stop
- Perimetric security system
- Anti-lock Braking System (ABS)
- Emergency Brake Assist (EBA)
- Electronic Brake-Force Distribution (EBD)
- Electronic Traction Control (ETC)
- Cornering Brake Control (CBC)
- Dynamic Stability Control (DSC)
- Roll Stability Control (RSC)
- Hill Descent Control (HDC)
- Driver & front passenger airbags, front seat side airbags, full length side curtain airbags & inflatable driver's knee airbag
- Four-wheel disc brakes with mechanical handbrake
- Two rear ISOFIX child seat anchor points
- Rear seat head restraints.

Interior

- Rear seat split 60/40 design
- Central storage compartment in fascia
- Dual cup holder in center console
- Electric front and rear windows with one-touch operation
- Alpine® 320-watt AM/FM Stereo Audio System with six-disc, in-dash CD player and nine speakers
- MP3 auxiliary audio socket
- Auto-dimming interior rear view mirror
- Automatic climate control with air filtration
- Trip computer with message center
- Auxiliary power sockets-front, rear & loadspace.

Exterior

- Body colored front & rear bumpers
- Heated, electrically adjustable exterior mirrors
- Halogen headlights with headlamp courtesy delay
- Titanium finish twin bar grille
- Heated rear window with wash/wipe system
- 19 inch alloy wheels.

COMFORT AND CONVENIENCE

	HSE
Terrain Response®	■
Cruise control	■
Remote steering wheel controls for audio system	■
Sun visors with illuminated vanity mirrors	■
Roller blind luggage cover	■
Automatic climate control with air filtration	■
Panoramic sunroof	■
Front center console storage compartment	■

LIGHTING AND CONVENIENCE PACKAGE

Includes Bi-Xenon headlights, adaptive front lighting system, approach and puddle lights and memory system for drivers seat and exterior mirrors	□
--------------------------------------------------------------------------------------------------------------------------------------------------	---

INTERIOR TRIM

Leather seating surfaces with eight-way electric driver adjustment (inc. electric lumbar support) and six-way electric passenger adjustment, Map pockets rear of front seats, rear center armrest, and driver and passenger armrests	—
Leather steering wheel	■
Dark Laurel instrument panel finisher	■
Satin Silver instrument panel finisher	nco

INFORMATION, COMMUNICATION AND ENTERTAINMENT

Rear seat headphone sockets**	■
Alpine® 320-watt AM/FM stereo audio sounds system with six-disc in-dash CD changer and nine speakers	■
Premium ICE Alpine® branded sound system with six-disc, in-dash CD changer and 14 speakers. Dolby ProLogic II 7.1 surround sound**	■
Alpine® Premium 440-watt sound system with Dolby ProLogic II 7.1 surround sound, six-disc in-dash CD changer with 14 speakers	□
Auxiliary input for iPod or MP3 player	■
DVD navigation system with full color touch screen†	□
Personal Telephone Integration (PTI) system with Bluetooth® connectivity†	□

PREMIUM SOUND PACKAGE – CANADA

Premium ICE Alpine® branded sound system with six-disc, in-dash CD changer and 14 speakers. Dolby ProLogic II 7.1 surround sound, and rear seat headphone sockets	□
-------------------------------------------------------------------------------------------------------------------------------------------------------------------	---

SIRIUS SATELLITE RADIO & BLUETOOTH® PACKAGE – US

Sirius Satellite Digital Audio Receiver System (SDARS) and Personal Telephone Integration (PTI) system with Bluetooth® connectivity	□
-------------------------------------------------------------------------------------------------------------------------------------	---

TECHNOLOGY PACKAGE

Alpine® Premium 440-watt sound system with Dolby ProLogic II 7.1 surround sound, in-dash six-disc CD changer and 14 speakers with rear seat headphone sockets, Sirius Satellite Digital Audio Receiver System (SDARS), DVD navigation system with full color touch-screen and Personal Telephone Integration (PTI) system with Bluetooth® connectivity	□
--------------------------------------------------------------------------------------------------------------------------------------------------------------------------------------------------------------------------------------------------------------------------------------------------------------------------------------------------------	---

EXTERIOR FEATURES

	HSE
Rain sensing windshield wipers and automatic headlights	■
Front fog lights & headlamp powerwash	■
Heated front seats, heated front windshield and heated washer jets	□
Rear Park distance control	■
Bright tailpipe finishers	■
Privacy glass	■
Metallic paint	nco
Body colored bumpers and side sills	■
Rear tailgate spoiler	■
Tungsten door handles	■

TRANSMISSION

Six-speed automatic transmission with CommandShift® on i6	■
-----------------------------------------------------------	---

EMERGENCY EQUIPMENT

Temporary spare tire	■
Full size alloy spare tire	□

HST PACKAGE


Sport body kit, HST grille design, dual tailpipe finisher available in Rimini Red, Santorini Black, Stornoway Grey, Zermatt Silver and Martinique Blue††	□
----------------------------------------------------------------------------------------------------------------------------------------------------------	---

■ Standard □ Option — Not Available nco No Cost Option

* Only available in US ** Only available in Mexico † Only available in Canada and Mexico

†† Optional Color Extended Global Paint Palette – Please see your Retailer for details (additional charges may apply)

The Bluetooth® word mark and logos are owned by the Bluetooth Sig. Inc. and any use of such marks by Land Rover is under license ALPINE is a registered trademark of Alpine Electronics Inc.



TRANSMISSION

HSE	
Transmission type	
Gear Ratios	Six-speed auto
1st	4.148
2nd	2.370
3rd	1.556
4th	1.155
5th	0.859
6th	0.686
Reverse	3.394
Final drive ratio	3.750

MAX SPEED IN GEARS

mph - Autos in 'D', without CommandShift® or Sport selected

HSE	
1st	35
2nd	61
3rd	93
4th	124
5th	124
6th	114

BRAKES

HSE	
Front type	Ventilated disc
Front size	12.5 inches
Rear type	Ventilated disc
Rear size	12 inches
Parking type	Duo Servo
Size	7.25 inches

ENGINE DATA

HSE
Transversely mounted inline-six cylinder engine. Aluminum engine block, cylinder head and bedplate. 24 Valve with twin overhead camshafts and Cam Profile Switching (CPS). Engine management system mapped for both low and high driving loads/speeds. Variable Valve Timing (VVT) and multi-holed fuel injectors. Three-way catalysts, unleaded fuel only. Bore 84mm. Stroke 96mm. Cubic capacity 3,192cc. Compression ratio 10.8

HSE	
Engine	
Location	Front Transverse
Capacity (cc)	3,192
No. of Cylinders	6
Cylinder Layout	In-line
Bore	3.307 inches
Stroke	3.780 inches
Compression ratio	10.8
Cylinder head material	Die cast light weight aluminum alloy
Cylinder block material	Die cast light weight aluminum alloy
Valves	24
Maximum power	230bhp @ 6,300rpm
Maximum torque	234lb-ft @ 3,200rpm





Secondary safety is provided by the immensely strong monocoque body and its inner safety cell. The inner safety cell itself is protected by meticulously

engineered front and rear crumple zones which absorb energy during an impact.

Seven airbags, fitted as standard on all vehicles, play a key role in helping to protect all occupants.

Driver and front passenger airbags for head and chest protection.

Driver and front passenger side airbags for side impact protection.

Full-length curtain airbags provide head impact and rollover ejection protection for all occupants.

Driver's inflatable knee airbag for additional lower body protection.

SAFETY & SECURITY

	HSE
Roll Stability Control (RSC)	■
Airbags, row one driver and passenger front	■
Airbags, row one driver and passenger side	■
Airbags, side and head curtain (1st, 2nd)	■
Driver's knee airbag	■
Central high level stop lamp	■
Anti-lock Braking System (ABS)	■
Emergency Brake Assist (EBA)	■
Electronic Brake-force Distribution (EBD)	■
Electronic Traction Control (ETC)	■
Cornering Brake Control (CBC)	■
Dynamic Stability Control (DSC)	■
Hill Descent Control (HDC)	■

■ Standard □ Option - Not Available

STEERING

	Description	HSE
Type		Assisted Rack and pinion
Steering wheel: height adjustment standard	Turns lock to lock	2.6
Turning circle (feet)	Curb-to-curb	37.1

DIMENSIONS AND CAPABILITY



Obstacle Clearance
Ground clearance up to 8.3 inches



Wading Depth
Maximum wading depth 19.7 inches



Off-road Geometry

A	B	C
Approach Angle	Ramp Break Over Angle	Departure Angle
29°	21.5°	32°



Maximum load space – seats folded

Interior	
Head room	
Maximum headroom 40.2 inches with Panoramic sunroof	
Leg room	
Front	41.9 inches
Rear	36.4 inches
Shoulder room	
Front	57.6 inches
Rear	57.3 inches



Maximum load space – seats up

Luggage Capacity	
Load space length behind:	
Rear seats folded	61.8 inches
Rear seats up	36 inches
Width	
49.1 inches	
Height	
34.8 inches	
Load space volume behind:	
Rear seats folded	58.9 cu. ft.
Rear seats up	26.7 cu. ft.

PERFORMANCE AND WEIGHTS

WEIGHTS lbs (kg)	HSE
Curb weight	Curb weight from 4,255lb (1930kg)
Maximum laden weight	5,520lb (2,505kg)
Towing	
Max towing (with brakes)	3,500lb (1,585kg)
Unbraked trailer	1,650lb (750kg)
Maximum tongue weight	330lb (150kg)
Max. mass of vehicle and trailer combination (GTW)	9020lb (4,090kg)
Payload capacity = 1,100lb (500kg)	

PERFORMANCE AND FUEL ECONOMY	HSE
Maximum speed mph	121
Acceleration - secs 0-60mph	8.4
Fuel economy	
EPA City mpg	15
Highway mpg	22
Metro highway combined mpg	17
Useable capacity fuel tank (US gallon)	18.5
Drive by noise/dB	72

Fuel consumption figures: The results given here do not express or imply any guarantee of the fuel consumption of any particular vehicle with which this information may be supplied. Vehicles are not individually tested and there are inevitable differences between individual vehicles of the same model. The vehicle may also incorporate particular modifications. Furthermore, the driver's style and road traffic conditions, as well as the extent to which the vehicle has been driven and the standard of maintenance, will affect its fuel consumption.

Width 78.8 inches mirrors folded
85.7 inches mirrors out



Rear wheel track
63.5 inches



Wheelbase 104.7 inches



Front wheel track 63
inches



Length 177.1 inches

Minimum height	HSE
Roof options	
With roof pod	69.5 inches
Sunroof open	69.8 inches
With roof rails	72.1 inches





www.landroverusa.com

IMPORTANT NOTICE: This publication is for international usage and while Land Rover take the utmost care in ensuring that all the details in the publication are correct at the time of going to press, we are constantly striving for improvement and therefore reserve the right to alter specifications and equipment without notice. Details of specifications and equipment are also subject to change to suit local market conditions and requirements, and not all products are available in every market. Some vehicles may be shown with accessories or optional equipment fitted. The colors reproduced here

are subject to the limitations of the printing process and may therefore vary slightly from the actual vehicle. The company reserves the right to alter or withdraw any color finish without notice. Some of these colors may not be obtainable in your country, please check availability with your Land Rover Retailer. Please consult your Land Rover Retailer who will be pleased to advise you on current specifications and delivery availability. Distributors and Retailers are not agents of Land Rover and have absolutely no authority to bind Land Rover to any express or implied undertaking or representation.



Mixed Sources

Product group from well-managed
forests and other controlled sources
www.fsc.org Cert no. GFA-COC-001601
© 1996 Forest Stewardship Council

Please recycle this brochure after use

Jaguar Land Rover North America, LLC
555 MacArthur Blvd.
Mahwah, NJ 07430
www.landroverusa.com

© Land Rover 2008. Publication Number: LRML 2637/08



BY APPOINTMENT
TO HM THE QUEEN
MANUFACTURERS OF
LAND ROVER VEHICLES
LAND ROVER, WARWICK



BY APPOINTMENT
TO HRH THE DUKE OF EDINBURGH
MANUFACTURERS OF
LAND ROVER VEHICLES
LAND ROVER, WARWICK



BY APPOINTMENT
TO HRH THE PRINCE OF WALES
MANUFACTURERS OF
LAND ROVER VEHICLES
LAND ROVER, WARWICK

