



BY APPOINTMENT
TO HER MAJESTY THE QUEEN
LAND ROVER OF GREAT BRITAIN
AND IRELAND LTD. LONDON



BY APPOINTMENT
TO HER MAJESTY THE QUEEN
LAND ROVER OF GREAT BRITAIN
AND IRELAND LTD. LONDON



BY APPOINTMENT
TO HER MAJESTY THE QUEEN
LAND ROVER OF GREAT BRITAIN
AND IRELAND LTD. LONDON



BY APPOINTMENT
TO HER MAJESTY THE QUEEN
LAND ROVER OF GREAT BRITAIN
AND IRELAND LTD. LONDON



RANGE ROVER

County

Exceptional Ruggedness, Supreme Elegance.

THE NEW RANGE ROVER COUNTY brilliantly reconciles two seemingly incompatible concepts. On the one hand, the unrivalled four-wheel-drive capability of its legendary Land Rover stablemate; on the other, the uncompromising luxury of a thoroughbred European sedan. ● FORTY YEARS OF Land Rover heritage are expressed in its immensely strong chassis, permanent four-wheel-drive system and lightweight aluminum body – while nearly two decades of Range Rover refinement are reflected in a powerful 3.9 litre engine, four-wheel disc brakes, resilient coil-sprung suspension and unabashed luxury. Benefiting from constant development, this multifaceted vehicle sports four-speed automatic transmission, driving through a two-speed transfer gearbox, to give eight forward and two reverse speeds. A sophisticated viscous coupling unit in the transfer gearbox automatically distributes equal power to both axles whenever traction is unsure. ● HOWEVER, MATCHLESS DYNAMICS are not everything; a high performance vehicle should also hold its occupants in high esteem. Hence, the elevated stance, that gives the driver such a commanding view of changing conditions on road or trail. Hence, standard equipment that includes: central locking for doors, tailgate and fuel filler cover; heated windscreen; heated washer jets; headlamp washers; electric windows with 'one touch' driver's window opening; air-conditioning; and even under-door puddle lamps. ● NEVERTHELESS, IT WOULD be foolish to equate such refinement with softness. The Range Rover is – as the British would say – as hard as nails. It has proved its mettle in some of the world's most arduous conditions – over terrain well beyond the scope of far less urbane vehicles. ● RANGE ROVER COUNTY: wherever you're going, the going will be easier.

WHEREVER YOU LOOK,
THE VIEW IS ONE OF
HAND-CRAFTED
LUXURY, RESTRAINED
OPULENCE ...
AND CONSUMMATE
PRACTICALITY.



EVEN WHEN YOU'RE
CONQUERING THE
CHALLENGE OF SOME
FAR, HIGH PLACE,
YOU'LL REALISE WHY
THIS PARAGON OF
VERSATILITY IS SO
MUCH AT EASE IN
GENTLER SETTINGS.





POOLE HARBOUR, DORSET, ENGLAND - THE WORLD'S SECOND LARGEST NATURAL HARBOUR ...

... AND SAVILE ROW, LONDON - THE HOME OF BESPOKE TAILORING.

TWO VERY CONTRASTING, YET UTTERLY NATURAL SETTINGS FOR THE RANGE ROVER COUNTY.

LOCATION PHOTOGRAPHY BY LORD LICHFIELD

Lichfield

Crafted in the Savile Row Tradition

AS THE MOST finely appointed Range Rover ever built, the County is a rare blend of high technology and old world craftsmanship. ● THREE UNIQUE COLOURS – Beluga Black Clear Coat, Cairngorm Brown Micatallie and Trocadero Red Micatallie – are complemented by 16" colour-matched alloy wheels, shod with all-purpose radials. A hand-rendered coachline, chrome bumpers and distinctive County badging further enhance the vehicle's already elegant mien. ● NOW STEP INSIDE. You will not be disappointed. ● POLISHED BURR WALNUT graces door panels, instrument panel and centre console.

● DEEP PILE CARPET floor mats cosset your feet. ● THE ORTHOPAEDICALLY-DESIGNED front seats have eight-way power adjustment – and all the seats are upholstered in finest

Connolly Hide – a theme continued through the leather-clad arm rests, steering wheel, grab handle, transfer gearbox lever and hand brake gaiters. ● INEVITABLY, THERE ARE some strictly functional luxuries in the standard County specification: not least, a power slide-and-tilt sunroof and an auto-dim electrochromatic rearview mirror. ● EVEN THE INSPIRED audio system – infra-red remote control, six-disc CD player, tape cassette, AM/FM stereo, six acoustically-positioned speakers and subwoofer – demonstrates an intent to soothe and enthrall, under any conditions. ● AND THIS, PERHAPS, is the core of the Range Rover mystique. For what other vehicle combines such rugged versatility with such grace and insouciance? ● PERHAPS THAT'S WHAT makes the Range Rover County so much more than a car – so much more a way of life.



TAKE THE FINEST
BURR WALNUT. THEN
SHAPE IT, CRAFT IT –
POLISH IT, UNTIL THE
GRAIN IS REVEALED IN
ALL ITS LUSTROUS
SPLENDOUR.

CONNOLLY HIDE MEETS
HIGH TECHNOLOGY;
A FITTING MARRIAGE
OF SUPREME
CRAFTSMANSHIP AND
PROVEN INNOVATION.





TO TRAVEL RANGE
ROVER IS TO
EXPERIENCE A
SENSATION OF
WELL-BEING -
COUPLED WITH THE
SATISFACTION OF
KNOWING THAT
VIRTUALLY NO
OBSTACLE CAN HINDER
YOUR SERENE
PROGRESS.

A Unique Specification

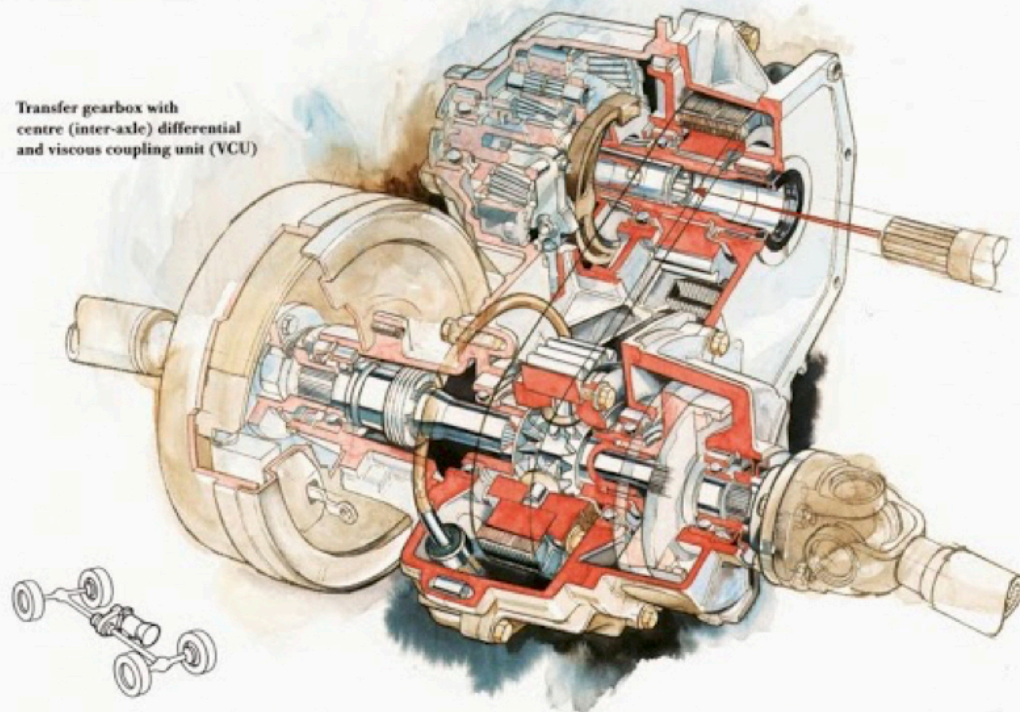
As the following specification demonstrates, Range Rover luxury is based on attributes far more fundamental than a high level of equipment. It also provides objective testament to Range Rover's extraordinary value.

Engine

Cast aluminum V8, with five main bearing crankshaft, self-adjusting hydraulic tappets and Multi-point Electronic Fuel Injection.

DISPLACEMENT	3.9 litres
MAX. POWER	178 bhp at 4750 rpm
MAX. TORQUE	220 lb. ft. at 3250 rpm
BORE 3.7 ins.	STROKE 2.8 ins.
COMPRESSION RATIO	8.13:1

Transfer gearbox with centre (inter-axle) differential and viscous coupling unit (VCU)



Transmission

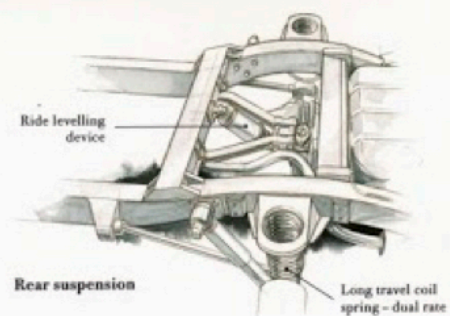
Four-speed automatic. Epicyclic gearbox with fluid torque converter and fourth gear lock up. Kickdown and manual override feature.

Transfer Gearbox

Permanent four-wheel drive, with 2-speed reduction on gearbox output.

HIGH RATIO: 1.206:1. LOW RATIO: 3.243:1.

Front and rear drive permanently engaged via centre (inter-axle) differential, providing on-road 4WD for extra security. Upon sensing loss of traction, the viscosity of the fluid in the integral viscous coupling unit (VCU) increases – and the resultant locking effect provides equal power distribution (50/50 torque split) to both drive shafts. Once traction is regained, VCU locking effect is automatically reduced.



Suspension System

Beam axles front and rear, incorporating spiral bevel type differentials with fully floating axle shafts. Front axle incorporates fully enclosed constant velocity joints.

AXLE DIFFERENTIAL RATIO: 3.54:1

Long travel coil springs, dual rate at rear. Axle location by radius arms with panhard rod at front, trailing links and central "A" frame at rear. Long-stroke hydraulic telescopic dampers.

SPRING RATES:	VEHICLE WHEEL TRAVEL:
Front: 133lb/in.	Front: 8 ins.
Rear: 127 and 180lb/in.	Rear: 11 ins.

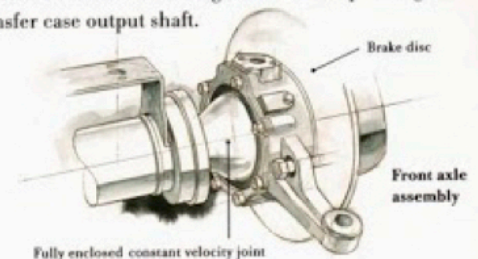
Maintenance-free, self energizing ride-levelling device on rear axle assists in maintaining normal vehicle attitude when loaded.

Wheels and Tyres

Colour-matched cast aluminum alloy; 7x16in, 5 stud. All-purpose 205 R16 XM+S 244 radial tyres. Identical spare wheel and tyre.

Steering and Braking System

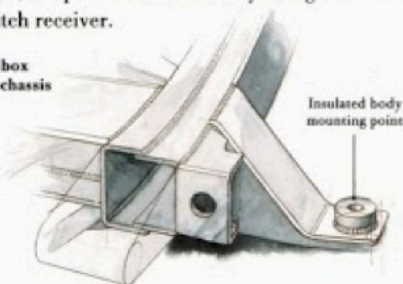
Power-assisted steering with damper. Worm and roller type. Turns lock to lock-3.375. Front and rear power-assisted disc brakes. Parking drum brake operating on transfer case output shaft.



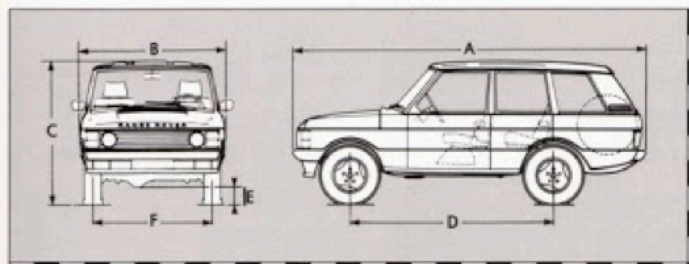
Construction (Chassis and Body)

Electrophoretically treated, 14 gauge welded box-section "ladder" chassis. Pressed steel inner body cage. Outer body panels (except tailgate area and bonnet) in lightweight, rustproof aluminum alloy. Integral Class III towing hitch receiver.

Welded box section chassis



Insulated body mounting point



Towing

TRAILERS WITHOUT BRAKES:	MAXIMUM WEIGHT
Off-road	1650lb
On-road	1650lb
TRAILERS WITH BRAKES	
Off-road	2200lb
On-road (low range)	7700lb
On-road (high range)	5500lb

Tongue weight: 5% to 10% of trailer weight, but not to exceed 550lbs. Consult owner's manual for towing information.

Weights

	FRONT AXLE LB	REAR AXLE LB	TOTAL LB
CURB WEIGHT	2196	2176	4372
GROSS VEHICLE WEIGHT*	-	-	5997
MAXIMUM AXLE LOAD	2535	3572	-

Note: Maximum Axle Weights are non-additive. When loading vehicle care must be taken to ensure that neither the individual axle loadings nor the permitted Gross Vehicle Weight are exceeded.

All specifications are based on the latest information available at time of printing. Vehicles pictured in this brochure may vary slightly from actual production models. Manufacturer reserves the right to make changes at any time, without prior notice, to price, colours, materials, equipment, specifications and models.

Details and specifications are further subject to change due to local conditions and regulations and not all models of Range Rovers are available in every market. Consult your dealer for advice on correct specifications.

® Range Rover Road Recovery is a registered service mark of Range Rover of North America, Inc.

Copyright Range Rover of North America, Inc. 1989.

Exterior Colours

Unique County colours, with colour-matched wheels:

BELUGA BLACK (CLEAR COAT).
CAIRNGORM BROWN (MICATALLIC).
TROCADERO RED (MICATALLIC).

Warranty

3-Year/36,000 Mile Limited Warranty on the vehicle and 6-Year/Unlimited Mileage Corrosion Perforation Limited Warranty is provided. Owners are also covered by the Range Rover Road Recovery Program.



Technical Data - Dimensions*

A OVERALL LENGTH	175.0 in
B OVERALL WIDTH	71.4 in
C OVERALL HEIGHT	70.8 in
D WHEELBASE	100.0 in
E GROUND CLEARANCE	8.0 in
F FRONT AND REAR TRACK	58.5 in
TURNING CIRCLE	39.4 ft
FRONT HIP ROOM	58.3 in
REAR HIP ROOM	59.0 in
FRONT LEG ROOM	41.0 in
REAR LEG ROOM (MINIMUM)	32.7 in
FRONT HEAD ROOM	38.4 in
REAR HEAD ROOM	37.3 in
LOADING HEIGHT	29.3 in
LOAD SPACE:	
Seats up	36.2 cu ft
Seats folded	70.6 cu ft
FUEL CAPACITY	20 U.S. gal

*To U.S. Standard SAE J1100

Appointments

- Cruise control.
- Air conditioning, heating and ventilation system.
- Power operated tinted windows.
- Central door locking (includes fuel filler cover and tailgate).
- Child locks on rear doors.
- Electrically adjustable, heated side mirrors.
- Heated front windscreen.
- Heated front windscreen washer jets.
- Powerwash to front headlamps.
- Heated rear window.
- Variable intermittent front windscreen wipers.
- Rear window wash/wipe.
- Puddle lamps under front doors.
- Removable woven carpeting over floor mats.
- Center console box.
- Removable rear parcel cover.
- 8-way adjustable power front seats with armrest.
- Folding 60/40 split rear seat with centre and side armrests.

Unique County Features

- Connolly leather upholstery with leather trim details in Sorrell Brown.
- Polished burr walnut trim.
- Premium Audio system with remote control. 6-disc programmable, auto change CD player/tape cassette/AM-FM stereo. 6 speakers plus subwoofer and crossover circuit. Dolby B+C noise reduction. Theft deterrent device.
- Rear window antenna.
- Power slide and tilt sunroof.
- Automatic dimming day/night interior mirror.
- Silver painted coachline.
- Chrome bumpers.
- Distinctive "County" identification.
- 32 oz. deep-pile carpet floor mats.
- Front and rear mud guards.

Respect for nature

With the freedom afforded by four-wheel-drive comes
the responsibility to protect the environment. Keep four
wheeling a positive, safe recreational pursuit.

BUCKLE UP FOR SECURITY

Range Rover vehicles are built in Solihull,
West Midlands, England by Land Rover U.K. Limited,
the only dedicated 4 x 4 manufacturer in the world.



RANGE ROVER

Range Rover of North America, Inc., 4390 Parliament Place, PO Box 1503, Lanham, Maryland 20706.

RRNA 89/033

Printed in the United Kingdom.